

DE-0228-NEG

Pendant IP20 BELLE E27 15W Black 248lm

TECHNICAL FEATURES



Luminaire total power : 15W

Real lumens : 248

Real lm/W : 4

Lens / reflector angle : HORIZONTAL 155°

Structure material : Steel

Structure finish : Black

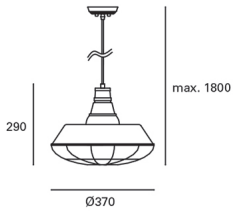
Max. size of light bulb : 200/100 mm

Recommended light bulb : E27

Voltage / frequency : 100-240V ~ 50/60Hz

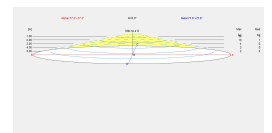
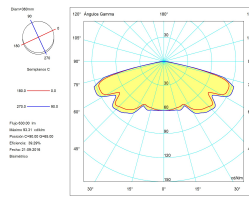
Warranty : 2 Years

Easily recyclable luminaire



LUMINOTECHNIC FEATURES

Lampholder	Quantity	Light source power (W)	Correlated Colour Temperature (CCT)
E27	1	Max. power 15W	-



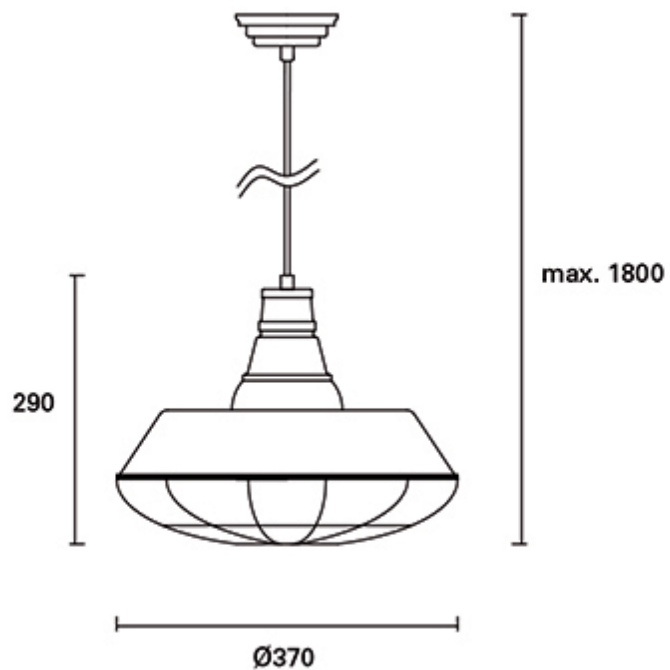
LOGISTICS

Net weight (kg): 1.4

Packaged weight (kg): 2.49

Packaging: 400mm x 400mm x 220mm





Luminaire

Code DE-0228-NEG
Name Colgante BELLE 60W E27

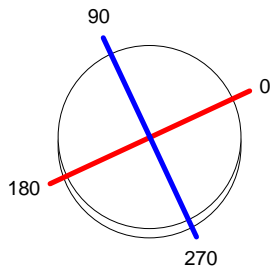
Measur.

Code DE-0228-NEG
Name Colgante BELLE 60W E27

Luminaire Flux	247.50 lm	Luminaire Power	42.00 W	Efficacy	5.89 lm/W	Efficiency	39.29%
Lamps Flux	630.00 lm	Maximum value	93.31 cd/klm	Position	C=90.00 G=65.00	CG	Double Symmetrical
Round Luminaire Round Luminous Area		Diam. Diam.	360 mm 355 mm	Height Height	235 mm 0 mm		
Horizontal Luminous Area Emitting area on Plane 0° Emitting area on Plane 90°		0.098980 m2 0.000000 m2 0.000000 m2		Emitting area on Plane 180° Emitting area on Plane 270° Glare area at 76°		0.000000 m2 0.000000 m2 0.023945 m2	
Coordinate system Date Measurement Distance		CG 21-09-2016 0.00		Symmetry Type Maximum Gamma Angle Measurement Flux		Double Symmetrical 90 630.00 lm	
Operator Temperature Humidity Notes		Asselum T2 25.00 °C 60.00 %		Source Voltage [V] Source current [A] Photocell			

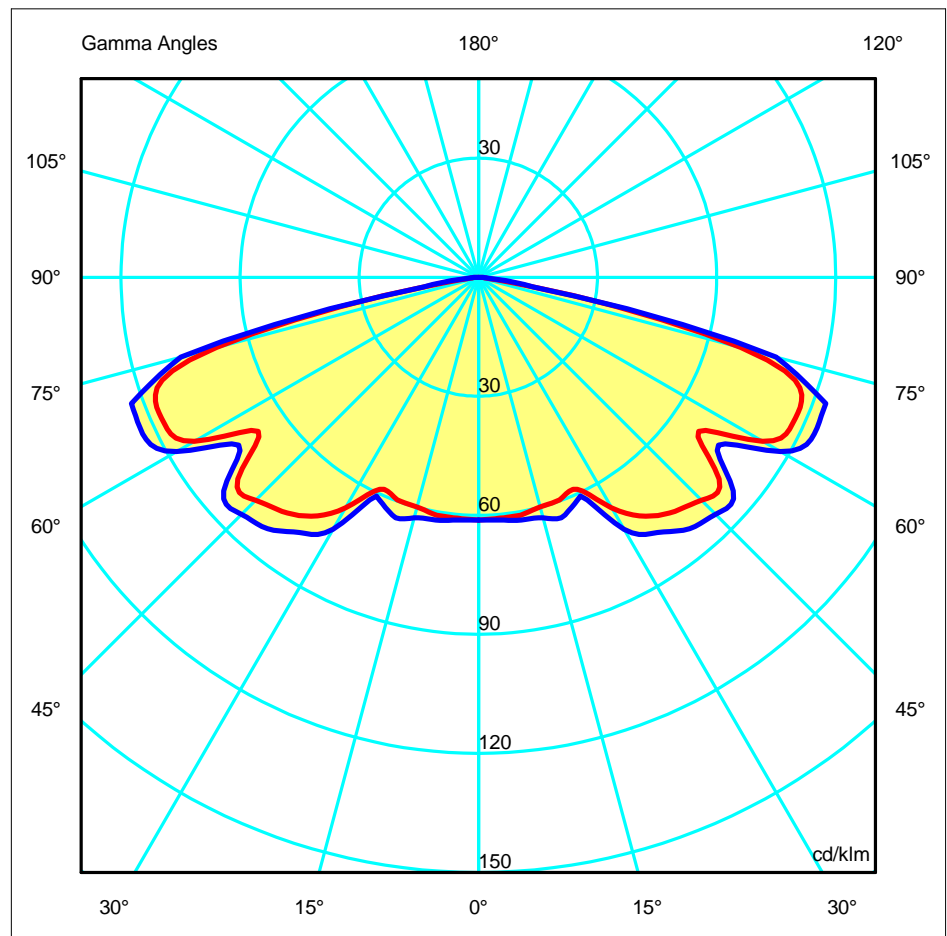
Line		Code	Luminaire Lamps		Flux [lm]	Pow. [W]	Q.ty
		ECOCClassic 42W 230	Name	ECOCClassic 42W 230	630.00	42.00	1
C.I.E.	27 58 92 100 39		D DIN 5040		A10		
F UTE	0.39 H		B NBN		BZ 7 / 1.5 / BZ 6		

Diam=360mm



C Halfplanes
180.0 — 0.0
270.0 — 90.0

ULOR 0.00 %
DLOR 39.29 %
RN 0.00 %





Luminaire

Code DE-0228-NEG
Name Colgante BELLE 60W E27

Measur.

Code DE-0228-NEG
Name Colgante BELLE 60W E27

Luminaire Flux	247.50 lm	Luminaire Power	42.00 W	Efficacy	5.89 lm/W	Efficiency	39.29%
Lamps Flux	630.00 lm	Maximum value	93.31 cd/klm	Position	C=90.00 G=65.00	CG	Double Symmetrical

Luminous Intensity Table cd/klm Table 1/1

	C 0.00	C 15.00	C 30.00	C 45.00	C 60.00	C 75.00	C 90.00
G 0.0	61.20	61.20	61.20	61.20	61.20	61.20	61.20
G 5.0	60.95	60.99	61.29	61.34	61.34	61.29	61.40
G 10.0	60.86	61.02	61.68	61.65	61.85	62.10	62.10
G 15.0	59.91	60.34	61.30	61.61	62.48	62.53	62.74
G 20.0	59.70	60.34	61.40	62.17	63.57	63.23	63.68
G 25.0	58.94	57.74	59.64	58.24	61.56	59.11	60.80
G 30.0	67.09	66.42	69.82	68.34	74.01	70.43	73.29
G 35.0	73.48	71.29	75.40	74.27	80.49	76.51	78.52
G 40.0	76.96	74.56	79.52	77.58	83.50	79.20	82.68
G 45.0	79.45	76.26	82.33	78.91	84.90	80.07	84.45
G 50.0	79.11	75.68	82.67	78.00	84.02	79.33	83.77
G 55.0	67.69	64.01	71.70	63.66	72.63	64.17	73.75
G 60.0	82.63	80.16	87.31	80.97	86.23	82.23	87.87
G 65.0	87.28	84.11	92.47	85.28	91.39	86.92	93.31
G 70.0	86.61	83.43	92.29	84.77	91.05	86.85	93.05
G 75.0	68.39	73.21	82.07	76.32	82.01	78.15	77.60
G 80.0	15.24	17.69	28.12	24.08	23.84	23.58	14.04
G 85.0	1.70	2.08	2.56	2.31	2.77	2.52	2.14
G 90.0	0.78	0.81	0.84	0.83	0.83	0.77	0.79

Luminaire

Code DE-0228-NEG
 Name Colgante BELLE 60W E27

Measurment.

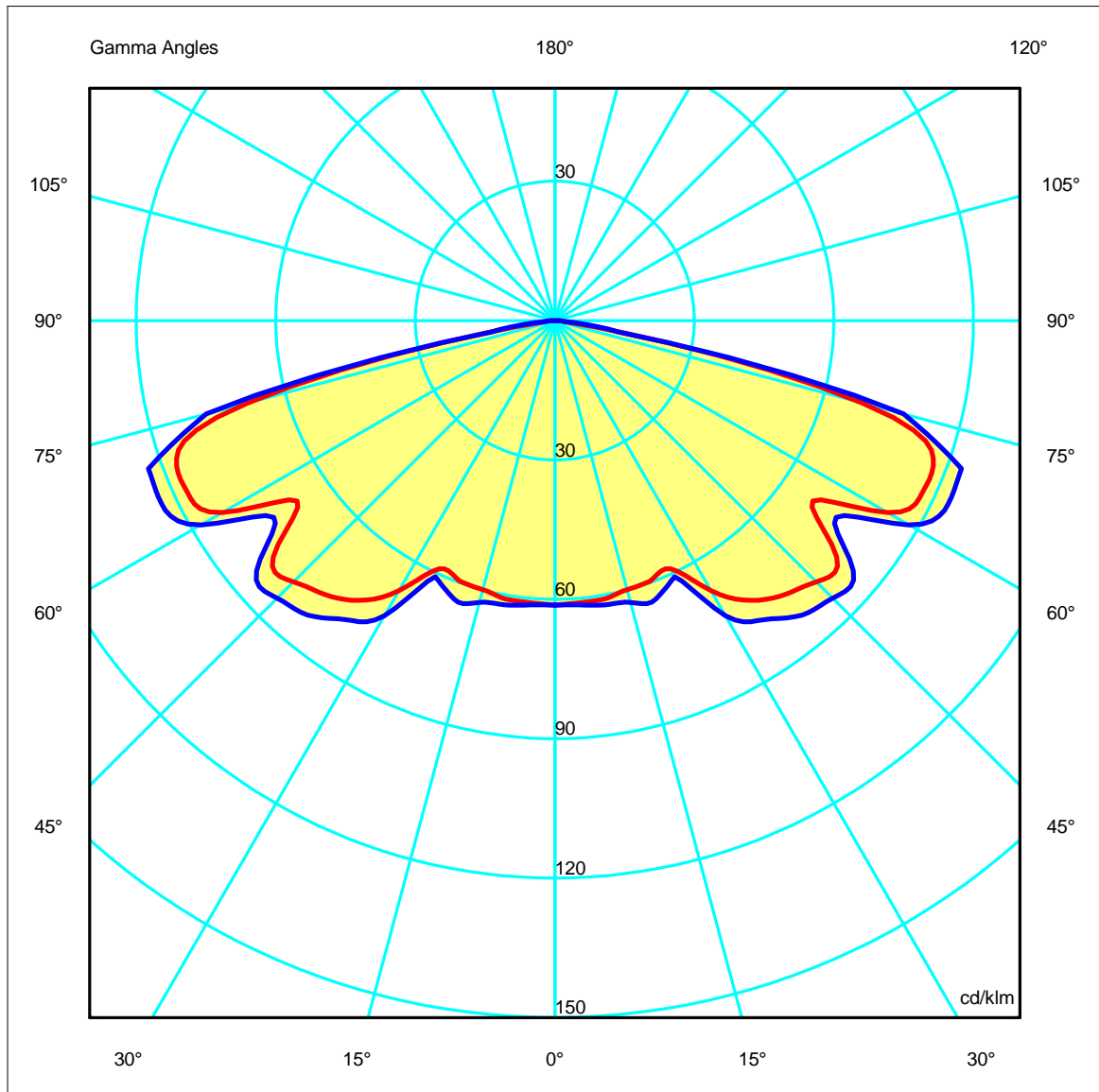
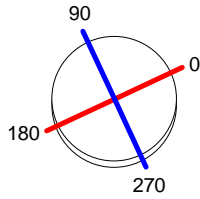
Code DE-0228-NEG
 Name Colgante BELLE 60W E27

Luminaire Flux	247.50 lm	Luminaire Power	42.00 W	Efficacy	5.89 lm/W	Efficiency	39.29%
Lamps Flux	630.00 lm	Maximum value	93.31 cd/klm	Position	C=90.00 G=65.00	CG	Double Symmetrical

Diam=360mm

C Halfplanes

180.0 ——— 0.0
 270.0 ——— 90.0



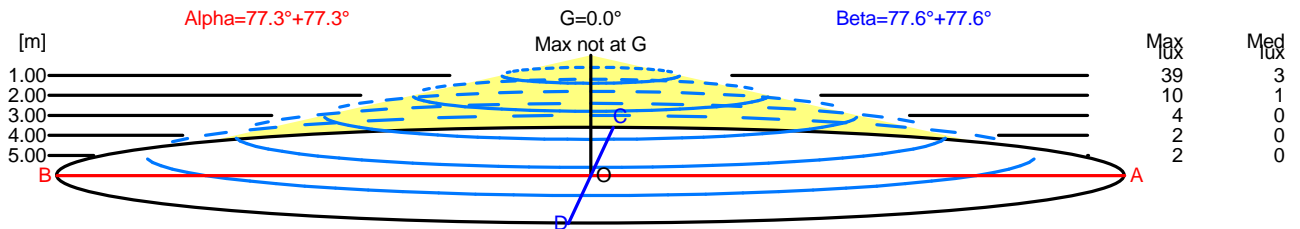
Luminaire
 Code DE-0228-NEG
 Name Colgante BELLE 60W E27
Measur.
 Code DE-0228-NEG
 Name Colgante BELLE 60W E27

Luminaire Flux	247.50 lm	Luminaire Power	42.00 W	Efficacy	5.89 lm/W	Efficiency	39.29%
Lamps Flux	630.00 lm	Maximum value	93.31 cd/klm	Position	C=90.00 G=65.00	CG	Double Symmetrical

Width at 50.00 % of Max Intensity

H[m]	1.00	2.00	3.00	4.00	5.00	H[m]	1.00	2.00	3.00	4.00	5.00
OA	4.44	8.88	13.31	17.75	22.19	OC	4.56	9.11	13.67	18.23	22.78
OB	4.44	8.88	13.31	17.75	22.19	OD	4.56	9.11	13.67	18.23	22.78

	Luminous Intensities [cd/klm]									
	0	5	15	25	35	45	55	65	75	85
OA	38.55	38.40	37.75	37.13	46.29	50.05	42.64	54.99	43.08	1.07
OB	38.55	38.40	37.75	37.13	46.29	50.05	42.64	54.99	43.08	1.07
OC	38.55	38.68	39.53	38.31	49.47	53.20	46.46	58.79	48.89	1.35
OD	38.55	38.68	39.53	38.31	49.47	53.20	46.46	58.79	48.89	1.35



H[m]	D[m]	Max lux	Med lux	Alpha=77.3°+77.3°	G=0.0 Max not at G
1.00	8.88	39	3		
2.00	17.75	10	1		
3.00	26.63	4	0		
4.00	35.50	2	0		
5.00	44.38	2	0		

H[m]	D[m]	Max lux	Med lux	Beta=77.6°+77.6°	G=0.0 Max not at G
1.00	9.11	39	3		
2.00	18.23	10	1		
3.00	27.34	4	0		
4.00	36.45	2	0		
5.00	45.57	2	0		



Luminaire

Code DE-0228-NEG
Name Colgante BELLE 60W E27

Measurement

Code DE-0228-NEG
Name Colgante BELLE 60W E27

Luminaire Flux	247.50 lm	Luminaire Power	42.00 W	Efficacy	5.89 lm/W	Efficiency	39.29%
Lamps Flux	630.00 lm	Maximum value	93.31 cd/klm	Position	C=90.00 G=65.00	CG	Double Symmetrical

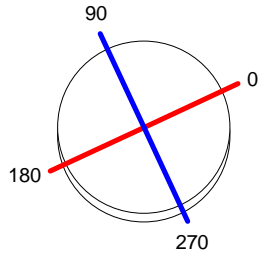
UGR
S = 0.250

Reflectancies										
Ceiling/Cavity	0.7	0.7	0.5	0.5	0.3	0.7	0.7	0.5	0.5	0.3
Walls	0.5	0.3	0.5	0.3	0.3	0.5	0.3	0.5	0.3	0.3
WorkingPlane	0.2	0.2	0.2	0.2	0.2	0.2	0.2	0.2	0.2	0.2
RoomDimensions	ViewedCrosswise					ViewedEndwise				
x=2H y=2H	12.8	14.4	13.1	14.7	15.1	13.0	14.6	13.3	14.8	15.1
x=2H y=3H	16.4	18.0	16.8	18.2	18.8	16.7	18.2	17.1	18.5	18.8
x=2H y=4H	18.0	19.5	18.4	19.8	20.5	18.4	19.8	18.8	20.1	20.5
x=2H y=6H	18.5	19.8	18.8	20.1	20.9	18.9	20.3	19.3	20.6	20.9
x=2H y=8H	18.4	19.7	18.8	20.0	20.9	18.9	20.2	19.3	20.5	20.9
x=2H y=12H	18.4	19.6	18.8	20.0	20.8	18.9	20.1	19.3	20.4	20.8
x=4H y=2H	14.4	15.8	14.7	16.1	16.5	14.4	15.9	14.8	16.2	16.5
x=4H y=3H	18.1	19.3	18.5	19.6	20.1	18.2	19.4	18.6	19.8	20.1
x=4H y=4H	19.7	20.8	20.1	21.2	21.8	19.9	21.0	20.4	21.4	21.8
x=4H y=6H	20.2	21.2	20.6	21.6	22.3	20.5	21.5	21.0	21.9	22.3
x=4H y=8H	20.2	21.1	20.6	21.5	22.2	20.5	21.4	21.0	21.9	22.2
x=4H y=12H	20.2	21.0	20.6	21.4	22.2	20.5	21.4	21.0	21.8	22.2
x=8H y=4H	20.4	21.3	20.8	21.7	22.3	20.6	21.5	21.0	21.9	22.3
x=8H y=6H	20.9	21.7	21.4	22.1	22.8	21.2	21.9	21.7	22.4	22.8
x=8H y=8H	21.0	21.6	21.4	22.0	22.8	21.2	21.8	21.7	22.3	22.8
x=8H y=12H	20.9	21.5	21.4	21.9	22.7	21.2	21.8	21.7	22.2	22.7
x=12H y=4H	20.4	21.2	20.9	21.6	22.2	20.6	21.4	21.0	21.8	22.2
x=12H y=6H	21.0	21.6	21.4	22.1	22.8	21.2	21.8	21.7	22.3	22.8
x=12H y=8H	21.0	21.6	21.5	22.0	22.8	21.2	21.8	21.7	22.3	22.8

Luminaire
 Code DE-0228-NEG
 Name Colgante BELLE 60W E27
Measurement
 Code DE-0228-NEG
 Name Colgante BELLE 60W E27

Luminaire Flux	247.50 lm	Luminaire Power	42.00 W	Efficacy	5.89 lm/W	Efficiency	39.29%
Lamps Flux	630.00 lm	Maximum value	93.31 cd/klm	Position	C=90.00 G=65.00	CG	Double Symmetrical

Diam=360mm



C Halfplanes

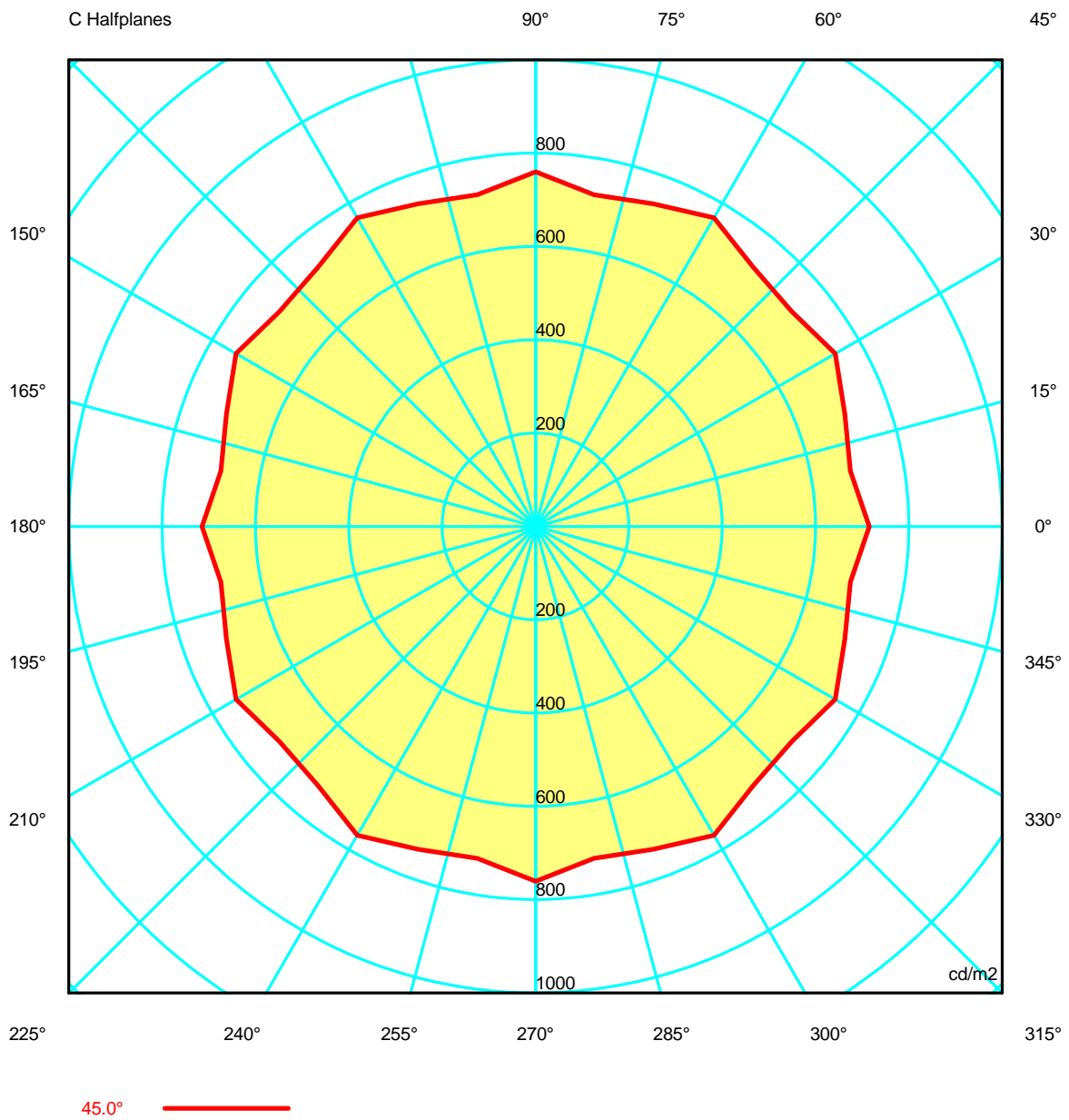
180.0 ———— 0.0
 270.0 ———— 90.0



Luminaire
 Code DE-0228-NEG
 Name Colgante BELLE 60W E27
Measur.
 Code DE-0228-NEG
 Name Colgante BELLE 60W E27

Luminaire Flux	247.50 lm	Luminaire Power	42.00 W	Efficacy	5.89 lm/W	Efficiency	39.29%
Lamps Flux	630.00 lm	Maximum value	93.31 cd/klm	Position	C=90.00 G=65.00	CG	Double Symmetrical

Luminance





Luminaire

Code DE-0228-NEG
Name Colgante BELLE 60W E27

Measur.

Code DE-0228-NEG
Name Colgante BELLE 60W E27

Luminaire Flux	247.50 lm	Luminaire Power	42.00 W	Efficacy	5.89 lm/W	Efficiency	39.29%
Lamps Flux	630.00 lm	Maximum value	93.31 cd/klm	Position	C=90.00 G=65.00	CG	Double Symmetrical

Luminance cd/m2 Table 1/3

	C 0.00	C 10.00	C 20.00	C 30.00	C 40.00	C 50.00	C 60.00	C 70.00	C 80.00	C 90.00	C 100.00	C 110.00	C 120.00
G 0.0	389.52	389.52	389.52	389.52	389.52	389.52	389.52	389.52	389.52	389.52	389.52	389.52	389.52
G 5.0	389.40	389.59	390.28	391.58	391.81	391.94	391.91	391.65	391.72	392.29	391.72	391.65	391.91
G 10.0	393.33	394.03	395.83	398.64	398.54	398.62	399.73	400.95	401.33	401.34	401.33	400.95	399.73
G 15.0	394.80	396.15	399.74	403.90	405.14	407.78	411.70	411.95	412.52	413.41	412.52	411.95	411.70
G 20.0	404.40	406.87	411.11	415.89	418.87	424.59	430.58	429.40	428.43	431.35	428.43	429.40	430.58
G 25.0	413.94	405.24	410.35	418.84	410.04	416.04	432.30	421.58	414.82	427.02	414.82	421.58	432.30
G 30.0	493.06	485.33	497.39	513.14	502.15	515.29	543.93	527.71	517.71	538.68	517.71	527.71	543.93
G 35.0	570.97	553.11	564.45	585.89	576.18	592.35	625.42	606.94	592.48	610.10	592.48	606.94	625.42
G 40.0	639.41	617.86	633.25	660.73	646.31	659.56	693.77	671.25	658.46	686.99	658.46	671.25	693.77
G 45.0	715.13	684.64	705.00	741.11	716.79	725.41	764.17	736.21	722.24	760.16	722.24	736.21	764.17
G 50.0	783.39	746.45	773.37	818.56	783.97	787.45	831.96	802.44	787.41	829.48	787.41	802.44	831.96
G 55.0	751.15	704.97	743.15	795.70	726.54	732.90	805.93	742.85	720.75	818.42	720.75	742.85	805.93
G 60.0	1051.85	1012.79	1054.15	1111.44	1053.34	1044.53	1097.74	1064.26	1053.94	1118.53	1053.94	1064.26	1097.74
G 65.0	1314.47	1257.42	1312.84	1392.59	1314.86	1303.40	1376.46	1332.40	1318.74	1405.38	1318.74	1332.40	1376.46
G 70.0	1611.73	1539.66	1613.00	1717.58	1617.61	1600.57	1694.35	1644.09	1627.76	1731.66	1627.76	1644.09	1694.35
G 75.0	1681.75	1738.97	1891.76	2018.22	1916.34	1905.66	2016.72	1966.86	1917.31	1908.29	1917.31	1966.86	2016.72
G 80.0	558.73	618.63	786.01	1030.69	932.00	879.69	873.75	867.49	779.42	514.67	779.42	867.49	873.75
G 85.0	123.92	140.23	167.49	187.15	172.44	177.19	202.53	194.85	173.71	156.55	173.71	194.85	202.53
G 90.0	0.00	0.00	0.00	0.00	0.00	0.00	0.00	0.00	0.00	0.00	0.00	0.00	0.00



Luminaire

Code DE-0228-NEG
Name Colgante BELLE 60W E27

Measur.

Code DE-0228-NEG
Name Colgante BELLE 60W E27

Luminaire Flux	247.50 lm	Luminaire Power	42.00 W	Efficacy	5.89 lm/W	Efficiency	39.29%
Lamps Flux	630.00 lm	Maximum value	93.31 cd/klm	Position	C=90.00 G=65.00	CG	Double Symmetrical

Luminance cd/m2 Table 2/3

	C 130.00	C 140.00	C 150.00	C 160.00	C 170.00	C 180.00	C 190.00	C 200.00	C 210.00	C 220.00	C 230.00	C 240.00	C 250.00
G 0.0	389.52	389.52	389.52	389.52	389.52	389.52	389.52	389.52	389.52	389.52	389.52	389.52	389.52
G 5.0	391.94	391.81	391.58	390.28	389.59	389.40	389.59	390.28	391.58	391.81	391.94	391.91	391.65
G 10.0	398.62	398.54	398.64	395.83	394.03	393.33	394.03	395.83	398.64	398.54	398.62	399.73	400.95
G 15.0	407.78	405.14	403.90	399.74	396.15	394.80	396.15	399.74	403.90	405.14	407.78	411.70	411.95
G 20.0	424.59	418.87	415.89	411.11	406.87	404.40	406.87	411.11	415.89	418.87	424.59	430.58	429.40
G 25.0	416.04	410.04	418.84	410.35	405.24	413.94	405.24	410.35	418.84	410.04	416.04	432.30	421.58
G 30.0	515.29	502.15	513.14	497.39	485.33	493.06	485.33	497.39	513.14	502.15	515.29	543.93	527.71
G 35.0	592.35	576.18	585.89	564.45	553.11	570.97	553.11	564.45	585.89	576.18	592.35	625.42	606.94
G 40.0	659.56	646.31	660.73	633.25	617.86	639.41	617.86	633.25	660.73	646.31	659.56	693.77	671.25
G 45.0	725.41	716.79	741.11	705.00	684.64	715.13	684.64	705.00	741.11	716.79	725.41	764.17	736.21
G 50.0	787.45	783.97	818.56	773.37	746.45	783.39	746.45	773.37	818.56	783.97	787.45	831.96	802.44
G 55.0	732.90	726.54	795.70	743.15	704.97	751.15	704.97	743.15	795.70	726.54	732.90	805.93	742.85
G 60.0	1044.53	1053.34	1111.44	1054.15	1012.79	1051.85	1012.79	1054.15	1111.44	1053.34	1044.53	1097.74	1064.26
G 65.0	1303.40	1314.86	1392.59	1312.84	1257.42	1314.47	1257.42	1312.84	1392.59	1314.86	1303.40	1376.46	1332.40
G 70.0	1600.57	1617.61	1717.58	1613.00	1539.66	1611.73	1539.66	1613.00	1717.58	1617.61	1600.57	1694.35	1644.09
G 75.0	1905.66	1916.34	2018.22	1891.76	1738.97	1681.75	1738.97	1891.76	2018.22	1916.34	1905.66	2016.72	1966.86
G 80.0	879.69	932.00	1030.69	786.01	618.63	558.73	618.63	786.01	1030.69	932.00	879.69	873.75	867.49
G 85.0	177.19	172.44	187.15	167.49	140.23	123.92	140.23	167.49	187.15	172.44	177.19	202.53	194.85
G 90.0	0.00	0.00	0.00	0.00	0.00	0.00	0.00	0.00	0.00	0.00	0.00	0.00	0.00

Luminaire

Code DE-0228-NEG
Name Colgante BELLE 60W E27

Measur.

Code DE-0228-NEG
Name Colgante BELLE 60W E27

Luminaire Flux	247.50 lm	Luminaire Power	42.00 W	Efficacy	5.89 lm/W	Efficiency	39.29%
Lamps Flux	630.00 lm	Maximum value	93.31 cd/klm	Position	C=90.00 G=65.00	CG	Double Symmetrical

Luminance cd/m2 Table 3/3

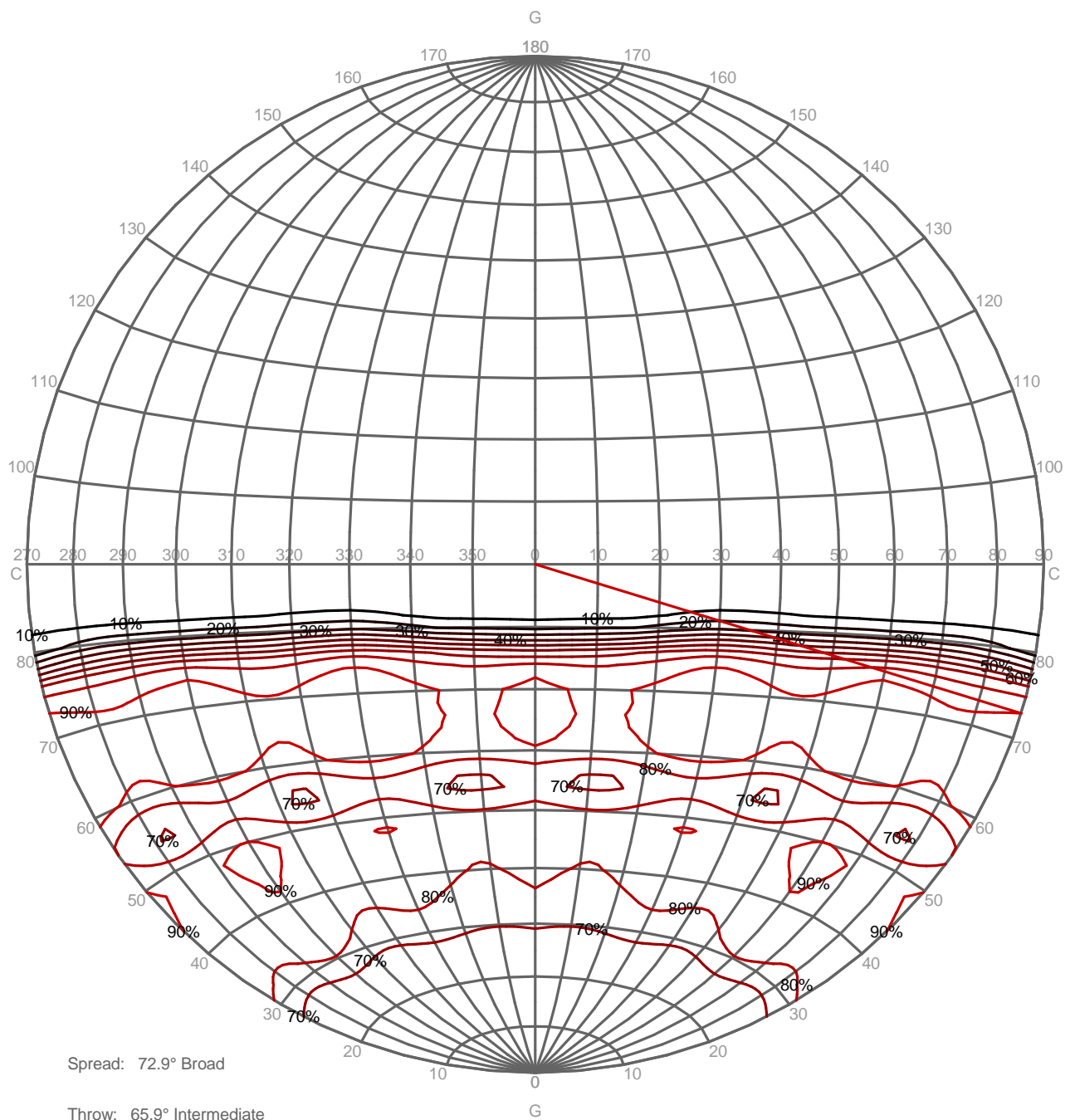
	C 260.00	C 270.00	C 280.00	C 290.00	C 300.00	C 310.00	C 320.00	C 330.00	C 340.00	C 350.00
G 0.0	389.52	389.52	389.52	389.52	389.52	389.52	389.52	389.52	389.52	389.52
G 5.0	391.72	392.29	391.72	391.65	391.91	391.94	391.81	391.58	390.28	389.59
G 10.0	401.33	401.34	401.33	400.95	399.73	398.62	398.54	398.64	395.83	394.03
G 15.0	412.52	413.41	412.52	411.95	411.70	407.78	405.14	403.90	399.74	396.15
G 20.0	428.43	431.35	428.43	429.40	430.58	424.59	418.87	415.89	411.11	406.87
G 25.0	414.82	427.02	414.82	421.58	432.30	416.04	410.04	418.84	410.35	405.24
G 30.0	517.71	538.68	517.71	527.71	543.93	515.29	502.15	513.14	497.39	485.33
G 35.0	592.48	610.10	592.48	606.94	625.42	592.35	576.18	585.89	564.45	553.11
G 40.0	658.46	686.99	658.46	671.25	693.77	659.56	646.31	660.73	633.25	617.86
G 45.0	722.24	760.16	722.24	736.21	764.17	725.41	716.79	741.11	705.00	684.64
G 50.0	787.41	829.48	787.41	802.44	831.96	787.45	783.97	818.56	773.37	746.45
G 55.0	720.75	818.42	720.75	742.85	805.93	732.90	726.54	795.70	743.15	704.97
G 60.0	1053.94	1118.53	1053.94	1064.26	1097.74	1044.53	1053.34	1111.44	1054.15	1012.79
G 65.0	1318.74	1405.38	1318.74	1332.40	1376.46	1303.40	1314.86	1392.59	1312.84	1257.42
G 70.0	1627.76	1731.66	1627.76	1644.09	1694.35	1600.57	1617.61	1717.58	1613.00	1539.66
G 75.0	1917.31	1908.29	1917.31	1966.86	2016.72	1905.66	1916.34	2018.22	1891.76	1738.97
G 80.0	779.42	514.67	779.42	867.49	873.75	879.69	932.00	1030.69	786.01	618.63
G 85.0	173.71	156.55	173.71	194.85	202.53	177.19	172.44	187.15	167.49	140.23
G 90.0	0.00	0.00	0.00	0.00	0.00	0.00	0.00	0.00	0.00	0.00

Luminaire
 Code DE-0228-NEG
 Name Colgante BELLE 60W E27
Measur.
 Code DE-0228-NEG
 Name Colgante BELLE 60W E27

Luminaire Flux	247.50 lm	Luminaire Power	42.00 W	Efficacy	5.89 lm/W	Efficiency	39.29%
Lamps Flux	630.00 lm	Maximum value	93.31 cd/klm	Position	C=90.00 G=65.00	CG	Double Symmetrical

PERCENTAGE ISOCANDLES

Projection: Equal Area SLI (glare) 9.8 Tight Tilting Angle:0°



Spread: 72.9° Broad

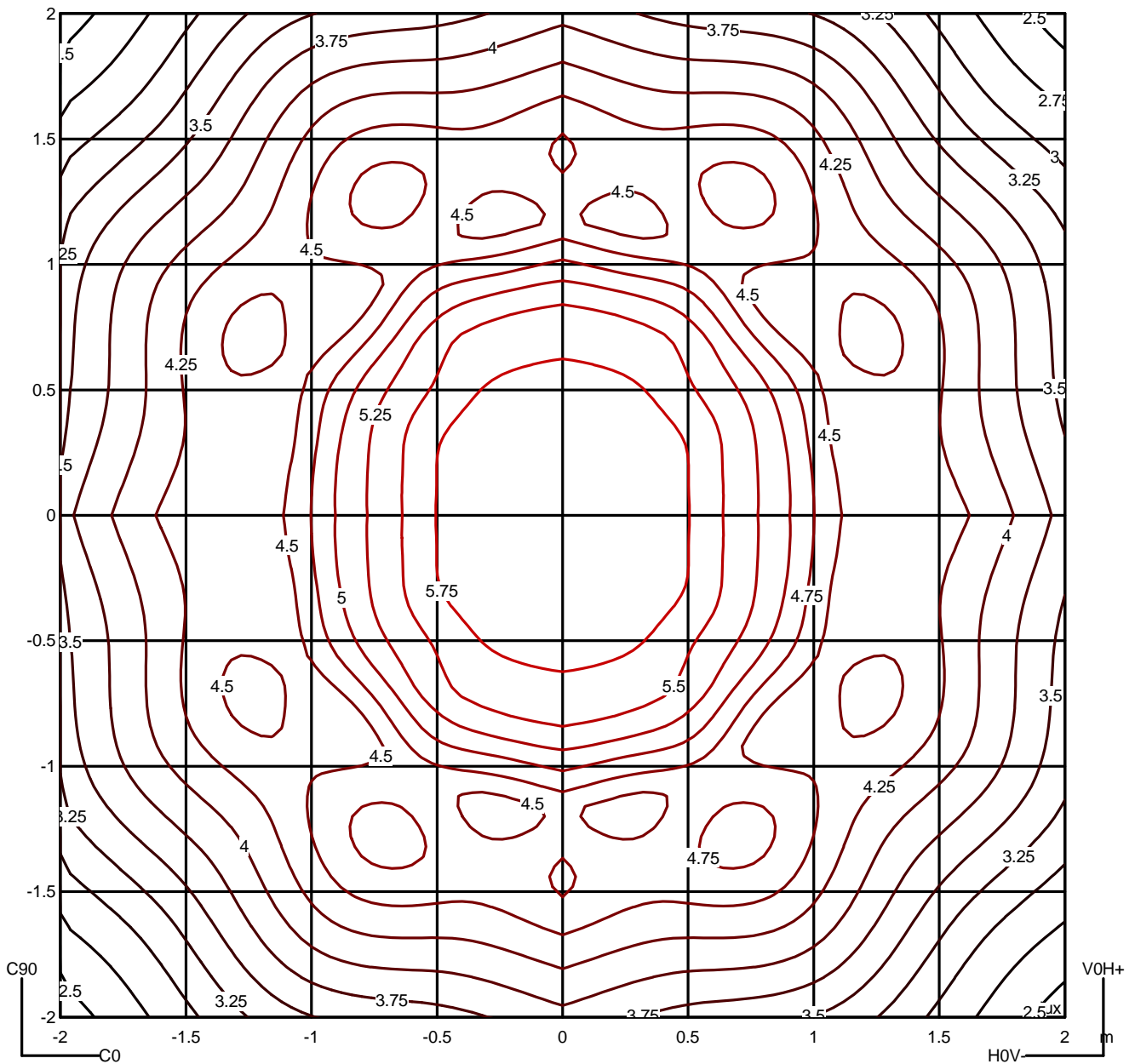
Throw: 65.9° Intermediate

Luminaire
 Code DE-0228-NEG
 Name Colgante BELLE 60W E27
Measurment.
 Code DE-0228-NEG
 Name Colgante BELLE 60W E27

Luminaire Flux	247.50 lm	Luminaire Power	42.00 W	Efficacy	5.89 lm/W	Efficiency	39.29%
Lamps Flux	630.00 lm	Maximum value	93.31 cd/klm	Position	C=90.00 G=65.00	CG	Double Symmetrical

Isolux (Floor)

Luminaire position X=0.00m Y=0.00m Z=2.50m



Luminaire
 Code DE-0228-NEG
 Name Colgante BELLE 60W E27
Measur.
 Code DE-0228-NEG
 Name Colgante BELLE 60W E27

Luminaire Flux	247.50 lm	Luminaire Power	42.00 W	Efficacy	5.89 lm/W	Efficiency	39.29%
Lamps Flux	630.00 lm	Maximum value	93.31 cd/klm	Position	C=90.00 G=65.00	CG	Double Symmetrical

		Average Luminance [cd/m ²]									
		45°	50°	55°	60°	65°	70°	75°	80°	85°	
0.0°		715	783	751	1052	1314	1612	1682	559	124	---
90.0°		760	829	818	1119	1405	1732	1908	515	157	---

Flush mounted or longitudinal view												
		Illumination(Ix)										
A	A	2000	1000	750	500		<300				1.15	
B	1		2000	1500	1000	750	500	<300			1.5	
C					2000		1000	500	<300		1.85	
D	2						2000	1000	500	<300	2.2	
E	3							2000	1000	500	<300	2.55

