

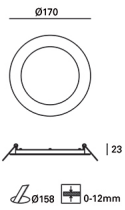


Easy Round Ø170mm TC-0149-BLA

LedsC4 Team

Recessed ceiling lights Easy Round Ø170mm LED 12.2W 4000K ON-OFF White IN IP20 / OUT IP54 1150.00

TECHNICAL FEATURES



IN IP20 / OUT IP54



Luminaire total power : 12.2W

Real lumens : 961

Nominal lumens : 1150

Real lm/W : 79

Lens / reflector angle : HORIZONTAL 113°

Structure material : Aluminium

Structure finish : White

Diffuser material : Acrylic

Diffuser finish : Opal

Voltage / frequency : 100-240V ~ 50/60Hz

Dimming protocol : ON-OFF

Power Factor : 0.90

Useful life : 36.000h L70B30

Warranty : 5 Years

Easily recyclable luminaire


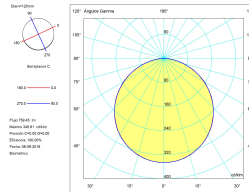
LUMINOTECHNIC FEATURES

CRI: 80

MacAdam steps: 3

Photobiological risk: RG1

Lampholder	Quantity	Light source power (W)	Correlated Colour Temperature (CCT)
LED	1	10W	4000K



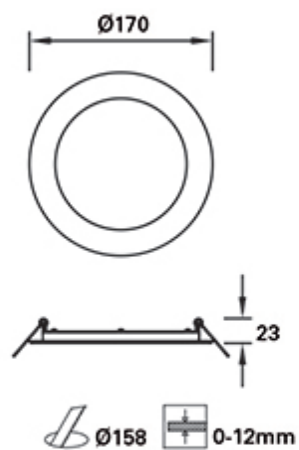
LOGISTICS

Net weight (kg): 0.28

Packaged weight (kg): 0.36

Packaging: 185mm x 45mm x 200mm







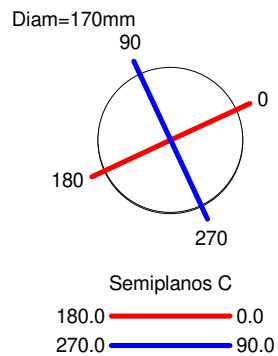
Luminaria

Código TC-0149-BLA
 Nombre EASY
Ensayo
 Código TC-0146-BLA
 Nombre EASY

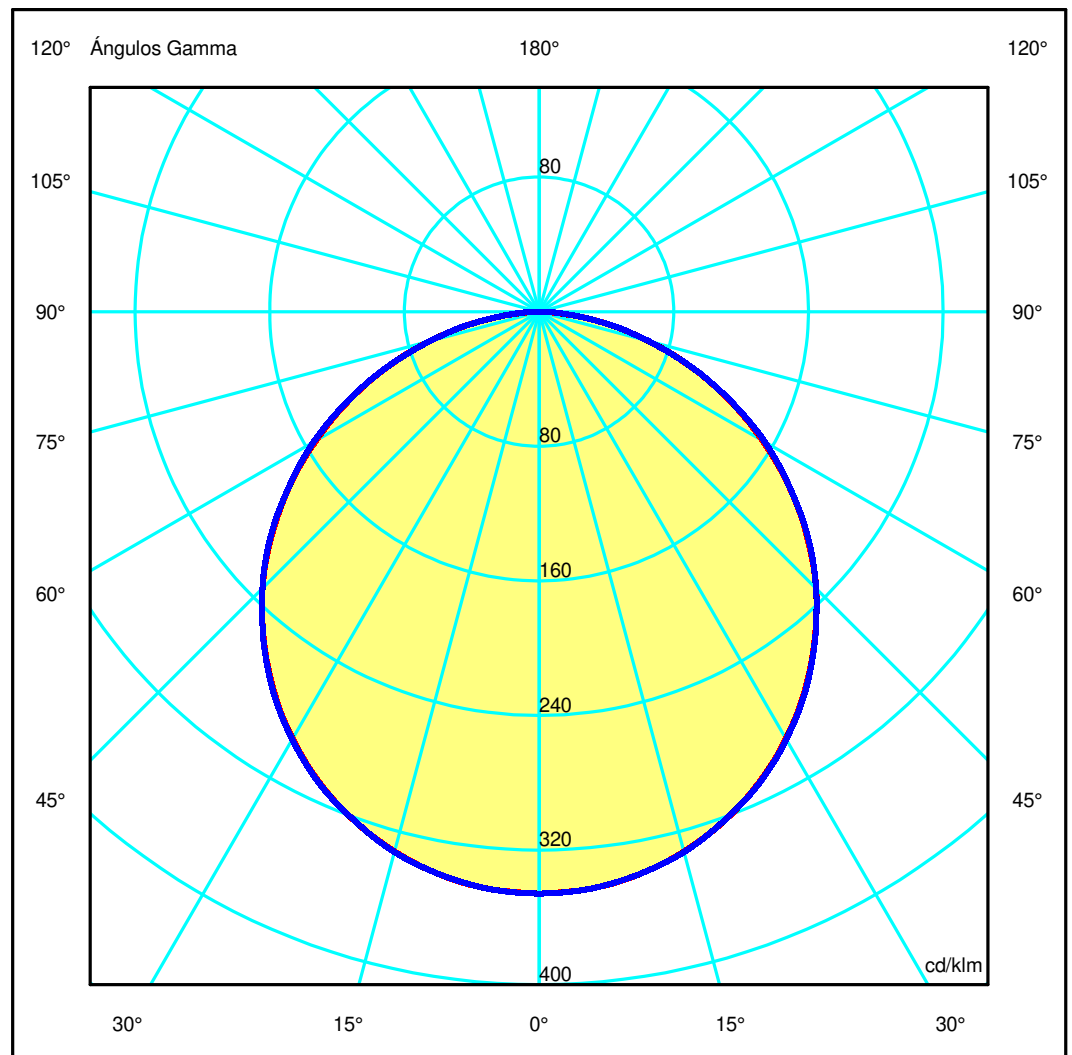
Flujo Luminaria	961 lm	Potencia Luminaria	10.0 W	Eficacia	96.140 lm/W	Eficiencia	100.00%
Flujo Fuente	961 lm	Valor Máximo	345.81 cd/klm	Posición	C=0.00 G=0.00	CG	Bisimétrico
Luminaria Redonda		Diam.	170 mm	Altura	3 mm		
Área Luminosa Redonda		Diam.	128 mm	Altura	0 mm		
Área Luminosa Horizontal		0.012868 m2		Área Emisión sobre Pl. 180°		0.000000 m2	
Área Emisión sobre Pl. 0°		0.000000 m2		Área Emisión sobre Pl. 270°		0.000000 m2	
Área Emisión sobre Pl. 90°		0.000000 m2		Área de deslumbramiento a 76°		0.003113 m2	
Sist. de Coorden.		CG		Tipo de Simetría		Bisimétrico	
Fecha		08-09-2016		Máximo Ángulo Gamma		90	
Distancia de Ensayo		0.00		Flujo de Ensayo		961 lm	
Operador		Asselum T3		Tensión Nominal			
Temperatura				Corriente Nominal			
Humedad				Fotocélula			
Notas							

Fuentes de luz de la Luminaria

Familia	Código	Nombre	Flujo [lm]	Pot. [W]	Cant.
	TC-0149-BLA	TC-0149-BLA	961.40	10.00	1
C.I.E.	47 78 95 100 100		D DIN 5040	A30	
F UTE	1.00 E		B NBN	BZ 5	



ULOR 0.00 %
 DLOR 100.00 %
 RN 0.00 %





Luminaria

Código TC-0149-BLA
Nombre EASY

Ensayo

Código TC-0146-BLA
Nombre EASY

Flujo Luminaria	961 lm	Potencia Luminaria	10.0 W	Eficacia	96.140 lm/W	Eficiencia	100.00%
Flujo Fuente	961 lm	Valor Máximo	345.81 cd/klm	Posición	C=0.00 G=0.00	CG	Bisimétrico

Tabla de Intensidad Luminosa cd/klm Tabla 1/1

	C 0.00	C 15.00	C 30.00	C 45.00	C 60.00	C 75.00	C 90.00
G 0.0	345.81	345.81	345.81	345.81	345.81	345.81	345.81
G 5.0	344.24	344.19	344.26	344.22	344.29	344.27	344.27
G 10.0	339.71	339.78	339.60	339.79	339.79	339.76	339.67
G 15.0	332.07	332.21	332.40	332.31	332.38	332.42	332.39
G 20.0	321.80	322.18	321.91	322.03	321.93	322.17	321.72
G 25.0	308.84	309.03	309.12	309.26	309.05	309.37	309.13
G 30.0	293.11	293.69	293.48	293.74	293.54	293.83	293.53
G 35.0	274.97	275.79	275.40	275.68	275.49	275.81	275.51
G 40.0	254.51	255.25	255.17	255.31	255.08	255.67	254.79
G 45.0	232.62	232.98	232.29	232.72	232.45	232.86	232.51
G 50.0	207.73	208.25	207.82	208.60	208.38	208.33	208.46
G 55.0	181.41	182.58	181.65	182.27	181.82	182.42	181.64
G 60.0	153.24	153.87	154.07	154.49	154.36	154.64	154.81
G 65.0	124.93	125.97	125.23	125.68	125.68	125.88	125.51
G 70.0	96.21	95.99	96.23	96.46	96.43	96.94	96.57
G 75.0	67.42	67.96	67.13	67.80	67.49	68.12	67.15
G 80.0	40.52	40.37	40.41	40.76	40.91	41.19	41.06
G 85.0	16.10	16.45	16.27	16.85	16.72	16.85	16.97
G 90.0	0.68	0.71	0.88	1.33	1.88	2.26	2.38



Luminaria

Código TC-0149-BLA

Nombre EASY

Ensayo

Código TC-0146-BLA

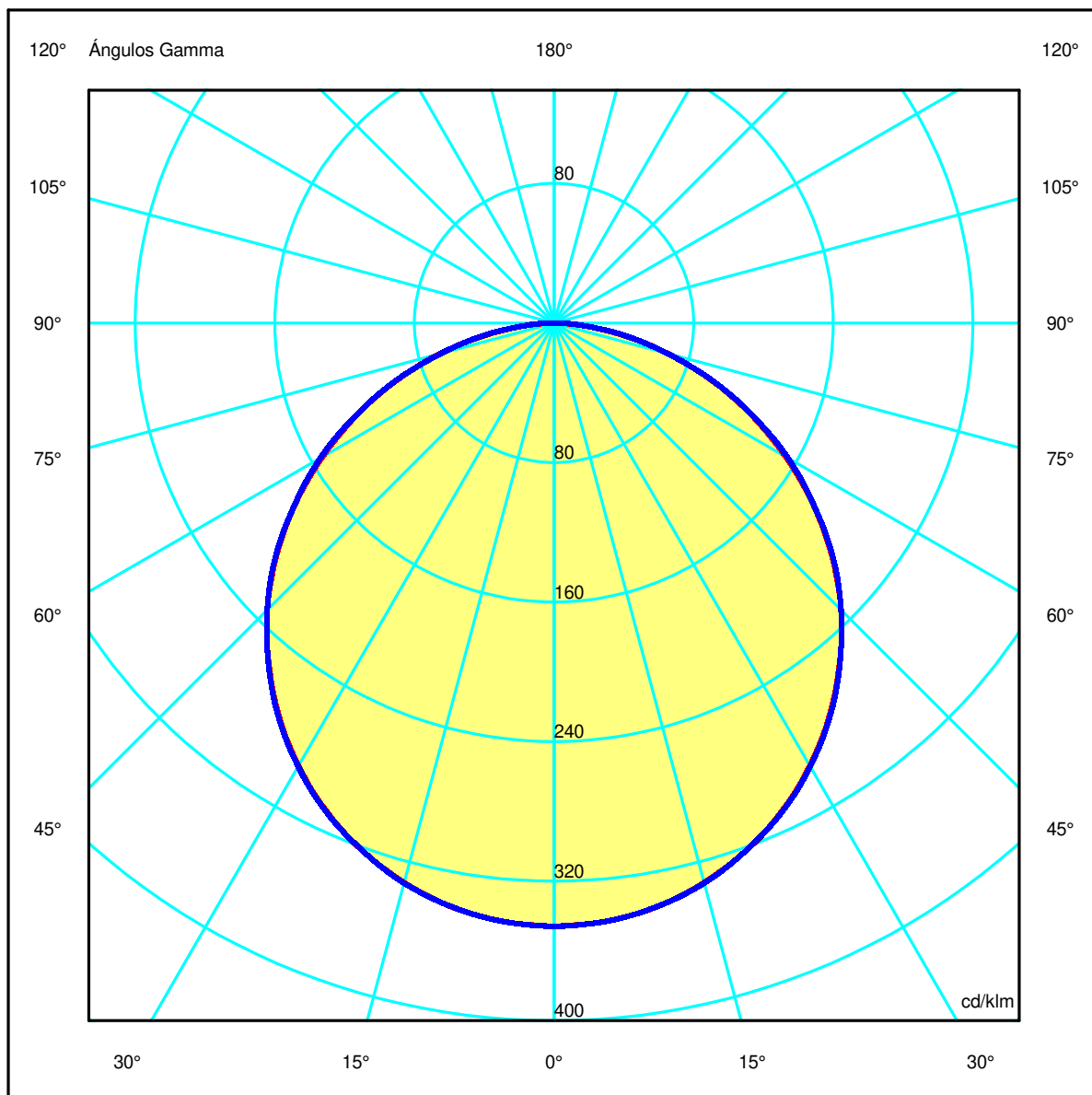
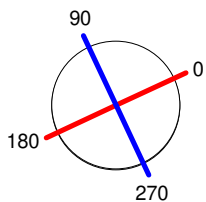
Nombre EASY

Flujo Luminaria	961 lm	Potencia Luminaria	10.0 W	Eficacia	96.140 lm/W	Eficiencia	100.00%
Flujo Fuente	961 lm	Valor Máximo	345.81 cd/klm	Posición	C=0.00 G=0.00	CG	Bisimétrico

Diam=170mm

Semiplanos C

180.0 ——— 0.0
270.0 ——— 90.0





Luminaria

Código TC-0149-BLA

Nombre EASY

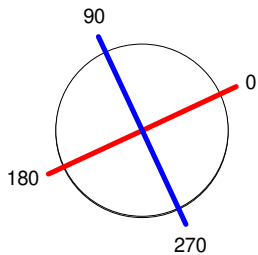
Ensayo

Código TC-0146-BLA

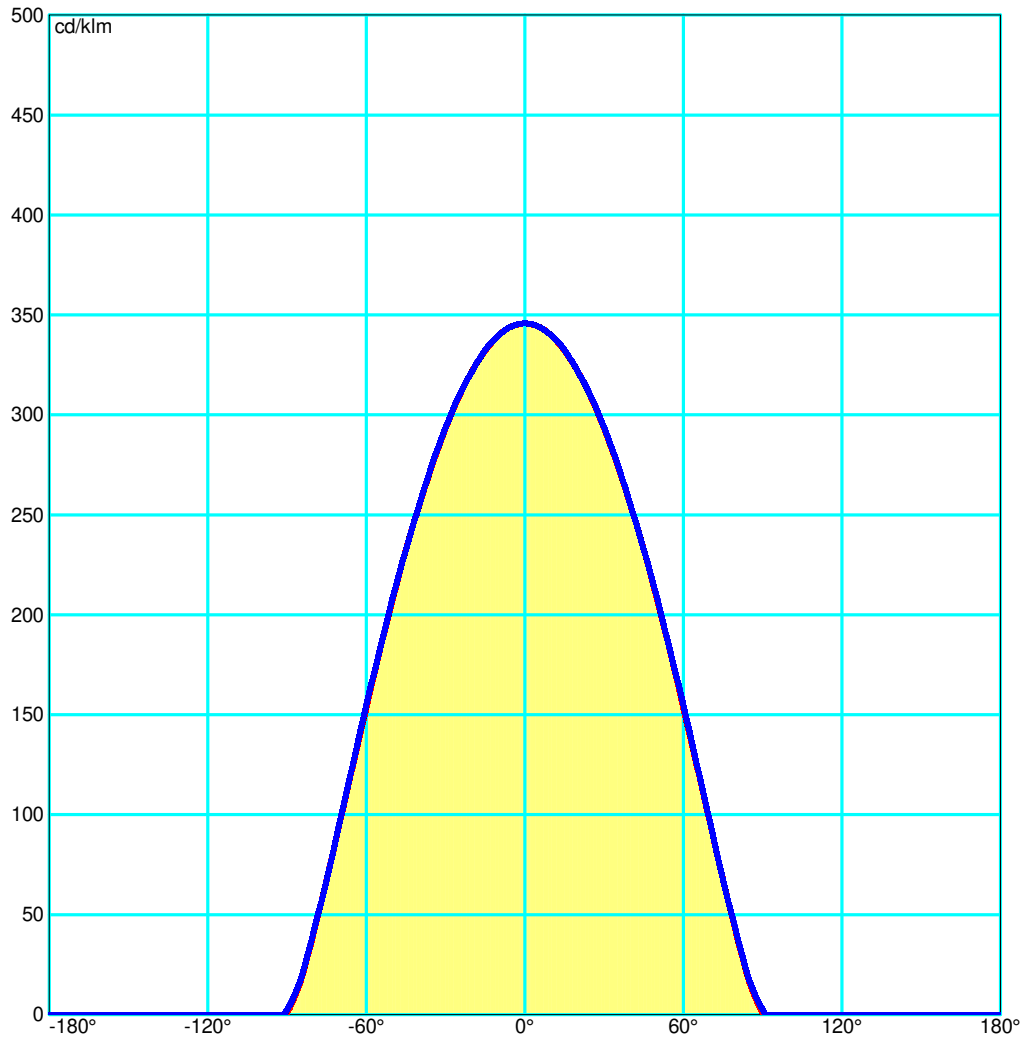
Nombre EASY

Flujo Luminaria	961 lm	Potencia Luminaria	10.0 W	Eficacia	96.140 lm/W	Eficiencia	100.00%
Flujo Fuente	961 lm	Valor Máximo	345.81 cd/klm	Posición	C=0.00 G=0.00	CG	Bisimétrico

Diam=170mm



Semiplanos C





Luminaria

Código TC-0149-BLA
Nombre EASY

Ensayo

Código TC-0146-BLA
Nombre EASY

Flujo Luminaria	961 lm	Potencia Luminaria	10.0 W	Eficacia	96.140 lm/W	Eficiencia	100.00%
Flujo Fuente	961 lm	Valor Máximo	345.81 cd/klm	Posición	C=0.00 G=0.00	CG	Bisimétrico

UGR
S = 0.250

Reflectancias										
Techo/Cavidad	0.7	0.7	0.5	0.5	0.3	0.7	0.7	0.5	0.5	0.3
Paredes	0.5	0.3	0.5	0.3	0.3	0.5	0.3	0.5	0.3	0.3
PDT	0.2	0.2	0.2	0.2	0.2	0.2	0.2	0.2	0.2	0.2
Dimensiones del Local										
	Vista Lateral					Vista Longitudinal				
x=2H y=2H	23.6	25.0	23.9	25.2	25.4	23.7	25.0	24.0	25.2	25.5
x=2H y=3H	25.2	26.5	25.6	26.7	27.0	25.3	26.5	25.6	26.7	27.0
x=2H y=4H	25.9	27.0	26.2	27.3	27.6	25.9	27.0	26.2	27.3	27.6
x=2H y=6H	26.3	27.4	26.7	27.7	28.0	26.4	27.4	26.7	27.7	28.0
x=2H y=8H	26.5	27.5	26.8	27.8	28.1	26.5	27.5	26.9	27.8	28.2
x=2H y=12H	26.6	27.5	26.9	27.9	28.2	26.6	27.6	27.0	27.9	28.2
x=4H y=2H	24.3	25.5	24.7	25.8	26.1	24.3	25.5	24.7	25.8	26.1
x=4H y=3H	26.1	27.1	26.5	27.4	27.7	26.1	27.1	26.5	27.4	27.8
x=4H y=4H	26.9	27.7	27.3	28.1	28.5	26.9	27.8	27.3	28.1	28.5
x=4H y=6H	27.5	28.2	27.9	28.6	29.0	27.5	28.2	27.9	28.6	29.0
x=4H y=8H	27.6	28.4	28.1	28.7	29.1	27.7	28.4	28.1	28.8	29.2
x=4H y=12H	27.8	28.4	28.2	28.8	29.3	27.8	28.4	28.3	28.9	29.3
x=8H y=4H	27.2	27.9	27.6	28.3	28.7	27.2	27.9	27.6	28.3	28.7
x=8H y=6H	27.9	28.5	28.4	28.9	29.4	27.9	28.5	28.4	28.9	29.4
x=8H y=8H	28.2	28.7	28.6	29.1	29.6	28.2	28.7	28.7	29.2	29.6
x=8H y=12H	28.4	28.8	28.9	29.3	29.8	28.4	28.8	28.9	29.3	29.8
x=12H y=4H	27.2	27.8	27.7	28.2	28.7	27.2	27.8	27.7	28.3	28.7
x=12H y=6H	28.0	28.5	28.4	28.9	29.4	28.0	28.5	28.5	29.0	29.4
x=12H y=8H	28.3	28.7	28.8	29.2	29.7	28.3	28.7	28.8	29.2	29.7



Luminaria

Código TC-0149-BLA
 Nombre EASY
Ensayo
 Código TC-0146-BLA
 Nombre EASY

Flujo Luminaria	961 lm	Potencia Luminaria	10.0 W	Eficacia	96.140 lm/W	Eficiencia	100.00%
Flujo Fuente	961 lm	Valor Máximo	345.81 cd/klm	Posición	C=0.00 G=0.00	CG	Bisimétrico

Flujo Total=961.40 Flujo Luminaria=961.40

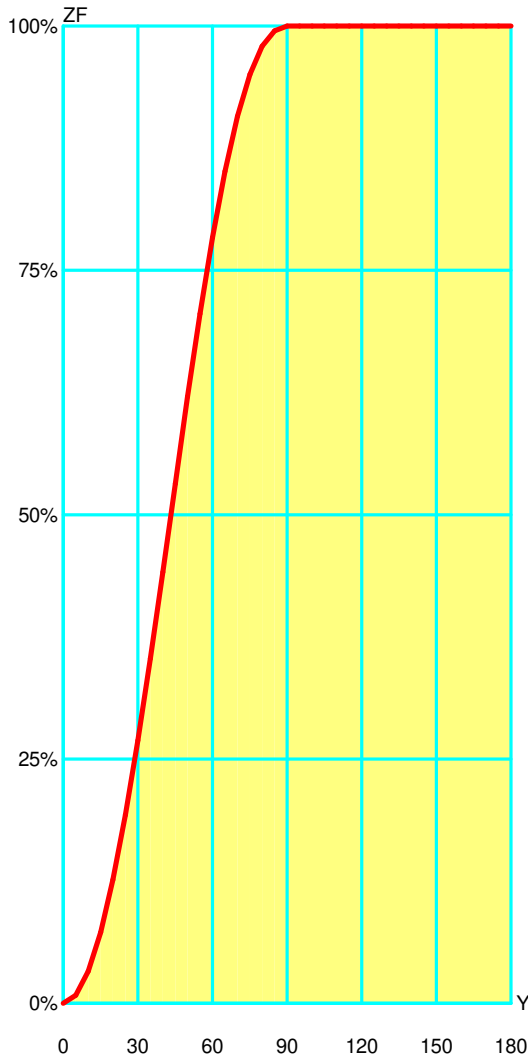
RI	0.60	0.80	1.00	1.25	1.50	2.00	2.50	3.00	4.00	5.00	10.00	20.00
DRR	0.30	0.39	0.46	0.53	0.59	0.68	0.73	0.78	0.83	0.86	0.93	0.96
RC	5	5	5	5	5	5	5	5	5	5	5	4

Flujo Zonal por 1000 Lúmenes

Y°	10	20	30	40	50	60	70	80	90	100	110	120	130	140	150	160	170	180
ZF(Y)	33	127	269	441	621	783	908	979	1000	1000	1000	1000	1000	1000	1000	1000	1000	1000

Códigos de Flujo C.I.E.
 47 78 95 100 100

C.I.E.	5/5/5/5/5/5/5/5/5/4	LOR	100.00000 %
D DIN 5040	A30	ULOR	0.00000 %
F UTE	1.00 E	DLOR	100.00000 %
B NBN	BZ 5	UFF	0.00000 %
RN	0.00000 %	DFF	100.00000 %
BLF	1.0	FFR	0.00000 %



Flujo Zonal				
Gamma °	Flujo	Suma lm	Flujo [%]	Suma [%]
0°	0.00	0.00	0.00%	0.00 %
5°	8.25	8.25	0.82%	0.82 %
10°	24.47	32.72	2.45%	3.27 %
15°	39.87	72.58	3.99%	7.26 %
20°	53.93	126.51	5.39%	12.65 %
25°	66.19	192.70	6.62%	19.27 %
30°	76.28	268.98	7.63%	26.90 %
35°	83.81	352.79	8.38%	35.28 %
40°	88.55	441.35	8.86%	44.13 %
45°	90.33	531.67	9.03%	53.17 %
50°	89.09	620.76	8.91%	62.08 %
55°	84.86	705.62	8.49%	70.56 %
60°	77.73	783.35	7.77%	78.34 %
65°	68.03	851.39	6.80%	85.14 %
70°	56.22	907.60	5.62%	90.76 %
75°	42.88	950.48	4.29%	95.05 %
80°	29.00	979.48	2.90%	97.95 %
85°	15.58	995.06	1.56%	99.51 %
90°	4.94	1000.00	0.49%	100.00 %
95°	0.00	1000.00	0.00%	100.00 %
100°	0.00	1000.00	0.00%	100.00 %
105°	0.00	1000.00	0.00%	100.00 %
110°	0.00	1000.00	0.00%	100.00 %
115°	0.00	1000.00	0.00%	100.00 %
120°	0.00	1000.00	0.00%	100.00 %
125°	0.00	1000.00	0.00%	100.00 %
130°	0.00	1000.00	0.00%	100.00 %
135°	0.00	1000.00	0.00%	100.00 %
140°	0.00	1000.00	0.00%	100.00 %
145°	0.00	1000.00	0.00%	100.00 %
150°	0.00	1000.00	0.00%	100.00 %
155°	0.00	1000.00	0.00%	100.00 %
160°	0.00	1000.00	0.00%	100.00 %
165°	0.00	1000.00	0.00%	100.00 %
170°	0.00	1000.00	0.00%	100.00 %
175°	0.00	1000.00	0.00%	100.00 %
180°	0.00	1000.00	0.00%	100.00 %



Luminaria
 Código TC-0149-BLA
 Nombre EASY
Ensayo
 Código TC-0146-BLA
 Nombre EASY

Flujo Luminaria	961 lm	Potencia Luminaria	10.0 W	Eficacia	96.140 lm/W	Eficiencia	100.00%
Flujo Fuente	961 lm	Valor Máximo	345.81 cd/klm	Posición	C=0.00 G=0.00	CG	Bisimétrico

Utilización CIE

Montaje	Directo	Normalización										Normalizados										Raz. de Susp. 1/3			CIE Estándar		
Techo																											
K	8873	8773	8871	8771	7773	7771	7753	7553	7751	7551	7731	7331	7711	7111	5551	5531	5331	5511	5111	3331	3311	1111	0000				
0.60	218	196	172	155	186	148	112	95	88	75	47	35	17	12	70	38	33	14	11	31	12	10	0				
0.80	252	231	183	169	220	162	140	123	100	88	56	45	23	17	82	47	42	20	16	40	17	15	0				
1.00	275	256	185	173	243	166	163	146	107	96	63	52	29	22	90	54	49	25	21	47	22	20	0				
1.25	295	278	183	173	264	166	187	170	112	102	70	59	36	29	96	60	56	31	27	53	28	25	0				
1.50	309	294	179	171	280	164	206	189	114	106	74	65	42	34	100	66	62	37	33	59	33	30	0				
2.00	327	314	168	162	299	157	234	219	115	109	80	72	51	44	103	73	69	46	42	66	43	39	0				
2.50	338	327	159	155	312	150	255	241	115	109	85	77	58	52	104	77	74	54	50	71	50	46	0				
3.00	346	336	152	149	321	145	270	258	114	110	88	81	64	58	105	81	78	60	56	75	56	52	0				
4.00	357	349	143	141	334	137	292	282	113	110	92	87	72	67	106	86	84	68	65	81	64	61	0				
5.00	364	358	138	136	343	133	307	298	113	110	95	90	78	73	106	89	87	74	71	85	70	67	0				
10.00	379	376	124	124	360	122	340	335	111	110	101	98	91	88	106	97	96	88	86	93	85	82	0				
20.00	386	385	117	116	370	115	359	356	109	109	104	103	99	97	106	101	100	96	95	98	93	91	0				
Pared																											
K	8873	8773	8871	8771	7773	7771	7753	7553	7751	7551	7731	7331	7711	7111	5551	5531	5331	5511	5111	3331	3311	1111	0000				
0.60	470	458	412	403	451	399	356	348	322	316	270	265	232	230	313	266	264	231	230	263	230	230	209				
0.80	529	516	450	442	507	436	413	403	364	358	312	307	273	271	353	307	305	271	270	303	270	269	245				
1.00	568	556	471	464	544	457	454	443	391	385	341	335	303	299	379	335	333	300	298	330	298	297	270				
1.25	602	590	486	480	576	473	492	481	413	407	367	361	330	326	400	360	357	326	324	354	324	322	292				
1.50	627	615	496	490	599	483	520	509	429	423	385	380	350	346	416	378	376	346	344	372	343	341	308				
2.00	651	641	497	493	622	485	554	543	441	436	404	398	373	368	427	395	393	368	365	388	363	360	323				
2.50	665	657	495	492	635	484	576	566	446	443	414	409	387	382	433	405	403	381	378	397	376	371	332				
3.00	673	665	491	488	643	481	590	580	448	445	420	415	395	390	435	410	408	388	386	402	383	377	336				
4.00	688	682	490	488	658	481	614	605	455	453	432	428	411	407	442	422	420	403	401	413	397	390	346				
5.00	700	694	492	490	669	483	631	624	461	459	441	438	423	419	448	431	429	415	412	421	407	400	354				
10.00	723	720	492	491	691	484	669	664	472	471	461	458	450	447	459	449	448	439	438	439	430	421	371				
20.00	725	723	481	481	693	474	681	678	468	467	461	460	455	454	455	450	449	444	443	438	434	424	371				
P.Trab.																											
K	8873	8773	8871	8771	7773	7771	7753	7553	7751	7551	7731	7331	7711	7111	5551	5531	5331	5511	5111	3331	3311	1111	0000				
0.60	592	579	552	542	571	537	454	447	437	432	370	366	322	320	428	366	365	321	320	363	320	319	302				
0.80	700	685	644	635	673	626	556	546	531	524	462	456	410	408	517	456	453	408	407	451	406	405	387				
1.00	784	769	715	706	754	696	640	629	606	598	539	532	487	483	590	530	528	483	481	524	481	479	460				
1.25	864	849	779	770	830	759	723	710	677	670	613	606	562	557	659	603	600	557	555	595	554	551	533				
1.50	923	909	825	817	886	805	786	772	730	723	670	662	621	615	711	659	656	615	612	649	610	606	589				
2.00	1000	997	890	884	970	871	882	868	809	802	757	749	713	706	788	743	740	705	701	732	698	692	677				
2.50	1000	1000	930	925	1000	912	947	933	859	854	814	807	775	768	838	799	796	765	761	786	756	749	734				
3.00	1000	1000	957	953	1000	940	993	980	894	889	854	848	819	812	872	838	836	808	804	825	798	790	776				
4.00	1000	1000	990	987	1000	974	1000	1000	937	933	905	899	875	869	915	887	885	862	859	872	850	840	827				
5.00	1000	1000	1000	1000	1000	994	1000	1000	964	960	936	931	911	905	941	918	915	896	893	901	883	871	858				
10.00	1000	1000	1000	1000	1000	1000	1000	1000	1000	1000	1000	1000	999	988	984	995	982	981	970	967	963	953	926				
20.00	1000	1000	1000	1000	1000	1000	1000	1000	1000	1000	1000	1000	1000	1000	1000	1000	1000	1000	1000	997	992	974	963				

LM53 SHR C0-C180: 1.250 SHR C90-C270: 1.250 SHR Superficial: 1.383



Luminaria

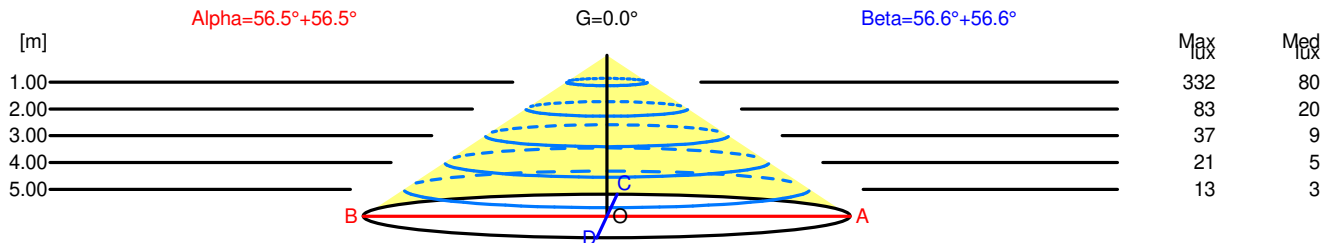
Código TC-0149-BLA
 Nombre EASY
 Ensayo
 Código TC-0146-BLA
 Nombre EASY

Flujo Luminaria	961 lm	Potencia Luminaria	10.0 W	Eficacia	96.140 lm/W	Eficiencia	100.00%
Flujo Fuente	961 lm	Valor Máximo	345.81 cd/klm	Posición	C=0.00 G=0.00	CG	Bisimétrico

Apertura a 50.00 % de Max Intensidad

H[m]	1.00	2.00	3.00	4.00	5.00	H[m]	1.00	2.00	3.00	4.00	5.00
OA	1.51	3.03	4.54	6.05	7.56	OC	1.52	3.04	4.56	6.08	7.60
OB	1.51	3.03	4.54	6.05	7.56	OD	1.52	3.04	4.56	6.08	7.60

	Intensidades Luminosas [cd/klm]									
	0	5	15	25	35	45	55	65	75	85
OA	332.46	330.95	319.25	296.92	264.35	223.64	174.41	120.11	64.82	15.48
OB	332.46	330.95	319.25	296.92	264.35	223.64	174.41	120.11	64.82	15.48
OC	332.46	330.98	319.56	297.20	264.88	223.54	174.63	120.66	64.56	16.31
OD	332.46	330.98	319.56	297.20	264.88	223.54	174.63	120.66	64.56	16.31



H[m]	D[m]	Max lux	Med lux	Alpha=56.5°+56.5°	G=0.0
1.00	3.03	332	80		
2.00	6.05	83	20		
3.00	9.08	37	9		
4.00	12.10	21	5		
5.00	15.13	13	3		

H[m]	D[m]	Max lux	Med lux	Beta=56.6°+56.6°	G=0.0
1.00	3.04	332	80		
2.00	6.08	83	20		
3.00	9.12	37	9		
4.00	12.15	21	5		
5.00	15.19	13	3		



Luminaria

Código TC-0149-BLA

Nombre EASY

Ensayo

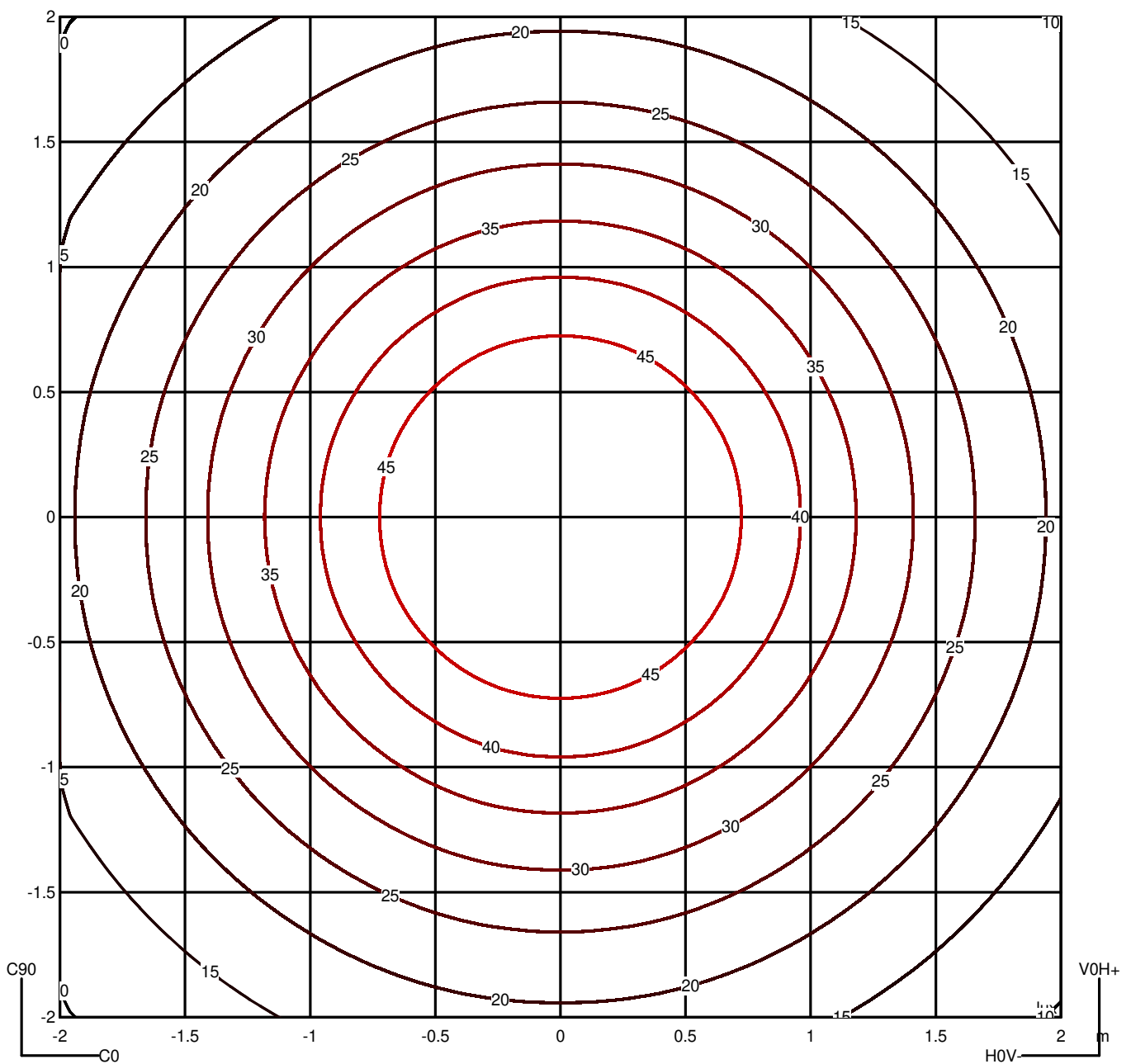
Código TC-0146-BLA

Nombre EASY

Flujo Luminaria	961 lm	Potencia Luminaria	10.0 W	Eficacia	96.140 lm/W	Eficiencia	100.00%
Flujo Fuente	961 lm	Valor Máximo	345.81 cd/klm	Posición	C=0.00 G=0.00	CG	Bisimétrico

Isolux (Suelo)

Posición Luminaria X=0.00m Y=0.00m Z=2.50m



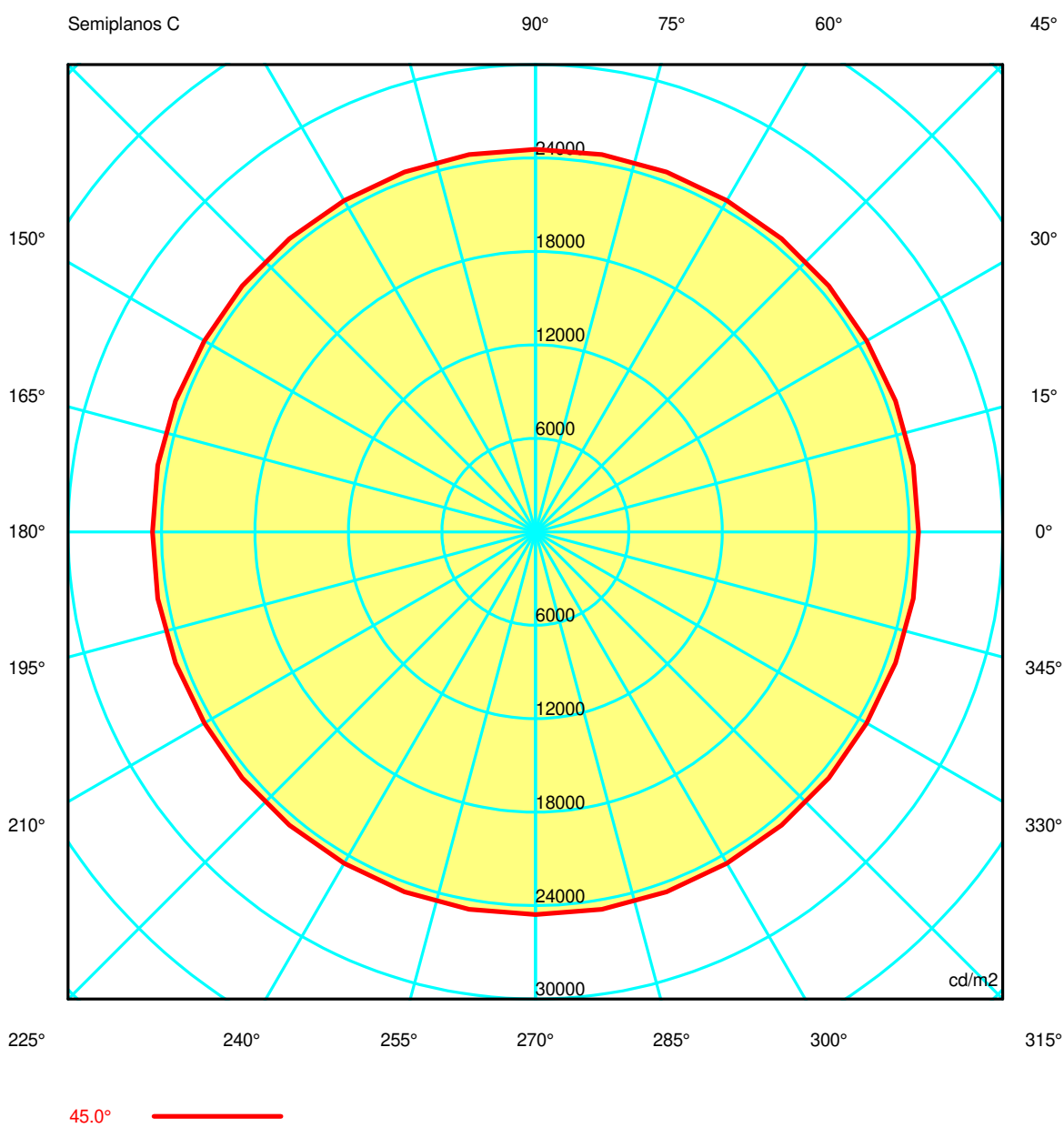


Luminaria

Código TC-0149-BLA
Nombre EASY
Ensayo
Código TC-0146-BLA
Nombre EASY

Flujo Luminaria	961 lm	Potencia Luminaria	10.0 W	Eficacia	96.140 lm/W	Eficiencia	100.00%
Flujo Fuente	961 lm	Valor Máximo	345.81 cd/klm	Posición	C=0.00 G=0.00	CG	Bisimétrico

Luminancia





Luminaria

Código TC-0149-BLA

Nombre EASY

Ensayo

Código TC-0146-BLA

Nombre EASY

Flujo Luminaria	961 lm	Potencia Luminaria	10.0 W	Eficacia	96.140 lm/W	Eficiencia	100.00%
Flujo Fuente	961 lm	Valor Máximo	345.81 cd/klm	Posición	C=0.00 G=0.00	CG	Bisimétrico

Luminance cd/m2 Tabla 1/3

	C 0.00	C 10.00	C 20.00	C 30.00	C 40.00	C 50.00	C 60.00	C 70.00	C 80.00	C 90.00	C 100.00	C 110.00	C 120.00
G 0.0	25836.03	25836.03	25836.03	25836.03	25836.03	25836.03	25836.03	25836.03	25836.03	25836.03	25836.03	25836.03	25836.03
G 5.0	25817.43	25813.61	25815.18	25818.73	25816.39	25816.78	25820.79	25819.87	25819.41	25819.39	25819.41	25819.87	25820.79
G 10.0	25771.99	25778.70	25772.95	25764.06	25772.77	25778.17	25778.17	25777.01	25774.35	25768.80	25774.35	25777.01	25778.17
G 15.0	25684.77	25691.19	25702.12	25710.78	25706.08	25703.78	25709.12	25712.19	25711.92	25709.85	25711.92	25712.19	25709.12
G 20.0	25585.65	25612.13	25610.40	25593.92	25600.36	25601.44	25596.12	25611.17	25609.61	25579.04	25609.61	25611.17	25596.12
G 25.0	25459.74	25471.30	25477.31	25482.48	25493.75	25488.19	25477.26	25495.39	25503.00	25483.95	25503.00	25495.39	25477.26
G 30.0	25286.87	25328.77	25333.13	25318.60	25334.95	25337.16	25324.21	25341.30	25346.90	25323.37	25346.90	25341.30	25324.21
G 35.0	25078.90	25142.39	25146.51	25118.21	25135.18	25140.36	25126.78	25146.90	25154.26	25128.90	25154.26	25146.90	25126.78
G 40.0	24822.94	24879.46	24895.87	24887.14	24899.64	24890.83	24878.31	24921.96	24923.40	24850.03	24923.40	24921.96	24878.31
G 45.0	24578.33	24619.01	24592.55	24543.24	24573.55	24583.83	24560.68	24589.45	24601.93	24567.24	24601.93	24589.45	24560.68
G 50.0	24144.46	24200.29	24186.89	24155.45	24216.82	24237.77	24220.33	24211.02	24219.22	24230.05	24219.22	24211.02	24220.33
G 55.0	23630.29	23765.23	23748.29	23661.10	23715.24	23729.71	23683.38	23737.80	23750.16	23659.97	23750.16	23737.80	23683.38
G 60.0	22898.13	22968.24	23002.88	23021.29	23068.73	23082.04	23065.13	23089.48	23119.89	23133.21	23119.89	23089.48	23065.13
G 65.0	22086.29	22245.32	22236.21	22138.86	22191.91	22218.68	22219.16	22245.06	22243.20	22188.20	22243.20	22245.06	22219.16
G 70.0	21016.55	20975.95	20977.83	21022.05	21065.22	21068.95	21063.76	21146.00	21171.75	21094.57	21171.75	21146.00	21063.76
G 75.0	19463.08	19619.46	19536.74	19377.36	19509.04	19555.46	19482.21	19617.51	19627.39	19383.80	19627.39	19617.51	19482.21
G 80.0	17435.89	17388.02	17359.39	17386.95	17491.22	17562.76	17599.53	17689.07	17722.42	17664.63	17722.42	17689.07	17599.53
G 85.0	13800.06	14070.04	14036.92	13943.77	14288.50	14405.55	14332.36	14383.92	14492.46	14544.07	14492.46	14383.92	14332.36
G 90.0	0.00	0.00	0.00	0.00	0.00	0.00	0.00	0.00	0.00	0.00	0.00	0.00	0.00



Luminaria

Código TC-0149-BLA

Nombre EASY

Ensayo

Código TC-0146-BLA

Nombre EASY

Flujo Luminaria	961 lm	Potencia Luminaria	10.0 W	Eficacia	96.140 lm/W	Eficiencia	100.00%
Flujo Fuente	961 lm	Valor Máximo	345.81 cd/klm	Posición	C=0.00 G=0.00	CG	Bisimétrico

Luminance cd/m2 Tabla 2/3

	C 130.00	C 140.00	C 150.00	C 160.00	C 170.00	C 180.00	C 190.00	C 200.00	C 210.00	C 220.00	C 230.00	C 240.00	C 250.00
G 0.0	25836.03	25836.03	25836.03	25836.03	25836.03	25836.03	25836.03	25836.03	25836.03	25836.03	25836.03	25836.03	25836.03
G 5.0	25816.78	25816.39	25818.73	25815.18	25813.61	25817.43	25813.61	25815.18	25818.73	25816.39	25816.78	25820.79	25819.87
G 10.0	25778.17	25772.77	25764.06	25772.95	25778.70	25771.99	25778.70	25772.95	25764.06	25772.77	25778.17	25778.17	25777.01
G 15.0	25703.78	25706.08	25710.78	25702.12	25691.19	25684.77	25691.19	25702.12	25710.78	25706.08	25703.78	25709.12	25712.19
G 20.0	25601.44	25600.36	25593.92	25610.40	25612.13	25585.65	25612.13	25610.40	25593.92	25600.36	25601.44	25596.12	25611.17
G 25.0	25488.19	25493.75	25482.48	25477.31	25471.30	25459.74	25471.30	25477.31	25482.48	25493.75	25488.19	25477.26	25495.39
G 30.0	25337.16	25334.95	25318.60	25333.13	25328.77	25286.87	25328.77	25333.13	25318.60	25334.95	25337.16	25324.21	25341.30
G 35.0	25140.36	25135.18	25118.21	25146.51	25142.39	25078.90	25142.39	25146.51	25118.21	25135.18	25140.36	25126.78	25146.90
G 40.0	24890.83	24899.64	24887.14	24895.87	24879.46	24822.94	24879.46	24895.87	24887.14	24899.64	24890.83	24878.31	24921.96
G 45.0	24583.83	24573.55	24543.24	24592.55	24619.01	24578.33	24619.01	24592.55	24543.24	24573.55	24583.83	24560.68	24589.45
G 50.0	24237.77	24216.82	24155.45	24186.89	24200.29	24144.46	24200.29	24186.89	24155.45	24216.82	24237.77	24220.33	24211.02
G 55.0	23729.71	23715.24	23661.10	23748.29	23765.23	23630.29	23765.23	23748.29	23661.10	23715.24	23729.71	23683.38	23737.80
G 60.0	23082.04	23068.73	23021.29	23002.88	22968.24	22898.13	22968.24	23002.88	23021.29	23068.73	23082.04	23065.13	23089.48
G 65.0	22218.68	22191.91	22138.86	22236.21	22245.32	22086.29	22245.32	22236.21	22138.86	22191.91	22218.68	22219.16	22245.06
G 70.0	21068.95	21065.22	21022.05	20977.83	20975.95	21016.55	20975.95	20977.83	21022.05	21065.22	21068.95	21063.76	21146.00
G 75.0	19555.46	19509.04	19377.36	19536.74	19619.46	19463.08	19619.46	19536.74	19377.36	19509.04	19555.46	19482.21	19617.51
G 80.0	17562.76	17491.22	17386.95	17359.39	17388.02	17435.89	17388.02	17359.39	17386.95	17491.22	17562.76	17599.53	17689.07
G 85.0	14405.55	14288.50	13943.77	14036.92	14070.04	13800.06	14070.04	14036.92	13943.77	14288.50	14405.55	14332.36	14383.92
G 90.0	0.00	0.00	0.00	0.00	0.00	0.00	0.00	0.00	0.00	0.00	0.00	0.00	0.00



Luminaria

Código TC-0149-BLA

Nombre EASY

Ensayo

Código TC-0146-BLA

Nombre EASY

Flujo Luminaria	961 lm	Potencia Luminaria	10.0 W	Eficacia	96.140 lm/W	Eficiencia	100.00%
Flujo Fuente	961 lm	Valor Máximo	345.81 cd/klm	Posición	C=0.00 G=0.00	CG	Bisimétrico

Luminance cd/m2 Tabla 3/3

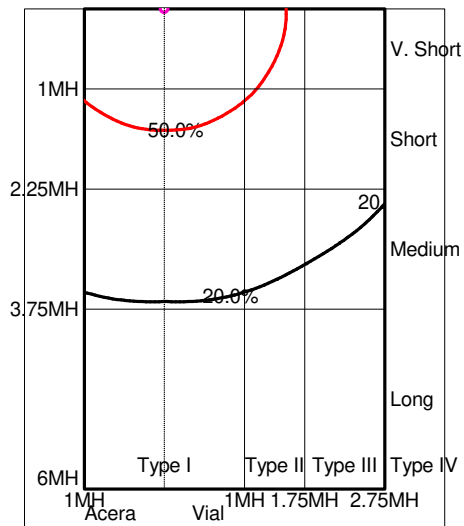
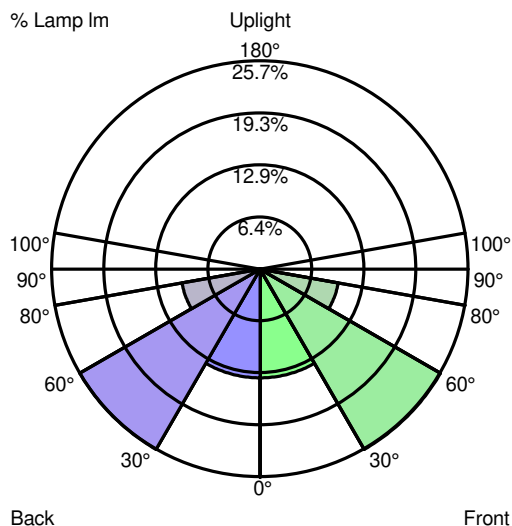
	C 260.00	C 270.00	C 280.00	C 290.00	C 300.00	C 310.00	C 320.00	C 330.00	C 340.00	C 350.00
G 0.0	25836.03	25836.03	25836.03	25836.03	25836.03	25836.03	25836.03	25836.03	25836.03	25836.03
G 5.0	25819.41	25819.39	25819.41	25819.87	25820.79	25816.78	25816.39	25818.73	25815.18	25813.61
G 10.0	25774.35	25768.80	25774.35	25777.01	25778.17	25778.17	25772.77	25764.06	25772.95	25778.70
G 15.0	25711.92	25709.85	25711.92	25712.19	25709.12	25703.78	25706.08	25710.78	25702.12	25691.19
G 20.0	25609.61	25579.04	25609.61	25611.17	25596.12	25601.44	25600.36	25593.92	25610.40	25612.13
G 25.0	25503.00	25483.95	25503.00	25495.39	25477.26	25488.19	25493.75	25482.48	25477.31	25471.30
G 30.0	25346.90	25323.37	25346.90	25341.30	25324.21	25337.16	25334.95	25318.60	25333.13	25328.77
G 35.0	25154.26	25128.90	25154.26	25146.90	25126.78	25140.36	25135.18	25118.21	25146.51	25142.39
G 40.0	24923.40	24850.03	24923.40	24921.96	24878.31	24890.83	24899.64	24887.14	24895.87	24879.46
G 45.0	24601.93	24567.24	24601.93	24589.45	24560.68	24583.83	24573.55	24543.24	24592.55	24619.01
G 50.0	24219.22	24230.05	24219.22	24211.02	24220.33	24237.77	24216.82	24155.45	24186.89	24200.29
G 55.0	23750.16	23659.97	23750.16	23737.80	23683.38	23729.71	23715.24	23661.10	23748.29	23765.23
G 60.0	23119.89	23133.21	23119.89	23089.48	23065.13	23082.04	23068.73	23021.29	23002.88	22968.24
G 65.0	22243.20	22188.20	22243.20	22245.06	22219.16	22218.68	22191.91	22138.86	22236.21	22245.32
G 70.0	21171.75	21094.57	21171.75	21146.00	21063.76	21068.95	21065.22	21022.05	20977.83	20975.95
G 75.0	19627.39	19383.80	19627.39	19617.51	19482.21	19555.46	19509.04	19377.36	19536.74	19619.46
G 80.0	17722.42	17664.63	17722.42	17689.07	17599.53	17562.76	17491.22	17386.95	17359.39	17388.02
G 85.0	14492.46	14544.07	14492.46	14383.92	14332.36	14405.55	14288.50	13943.77	14036.92	14070.04
G 90.0	0.00	0.00	0.00	0.00	0.00	0.00	0.00	0.00	0.00	0.00



Luminaria
 Código TC-0149-BLA
 Nombre EASY
Ensayo
 Código TC-0146-BLA
 Nombre EASY

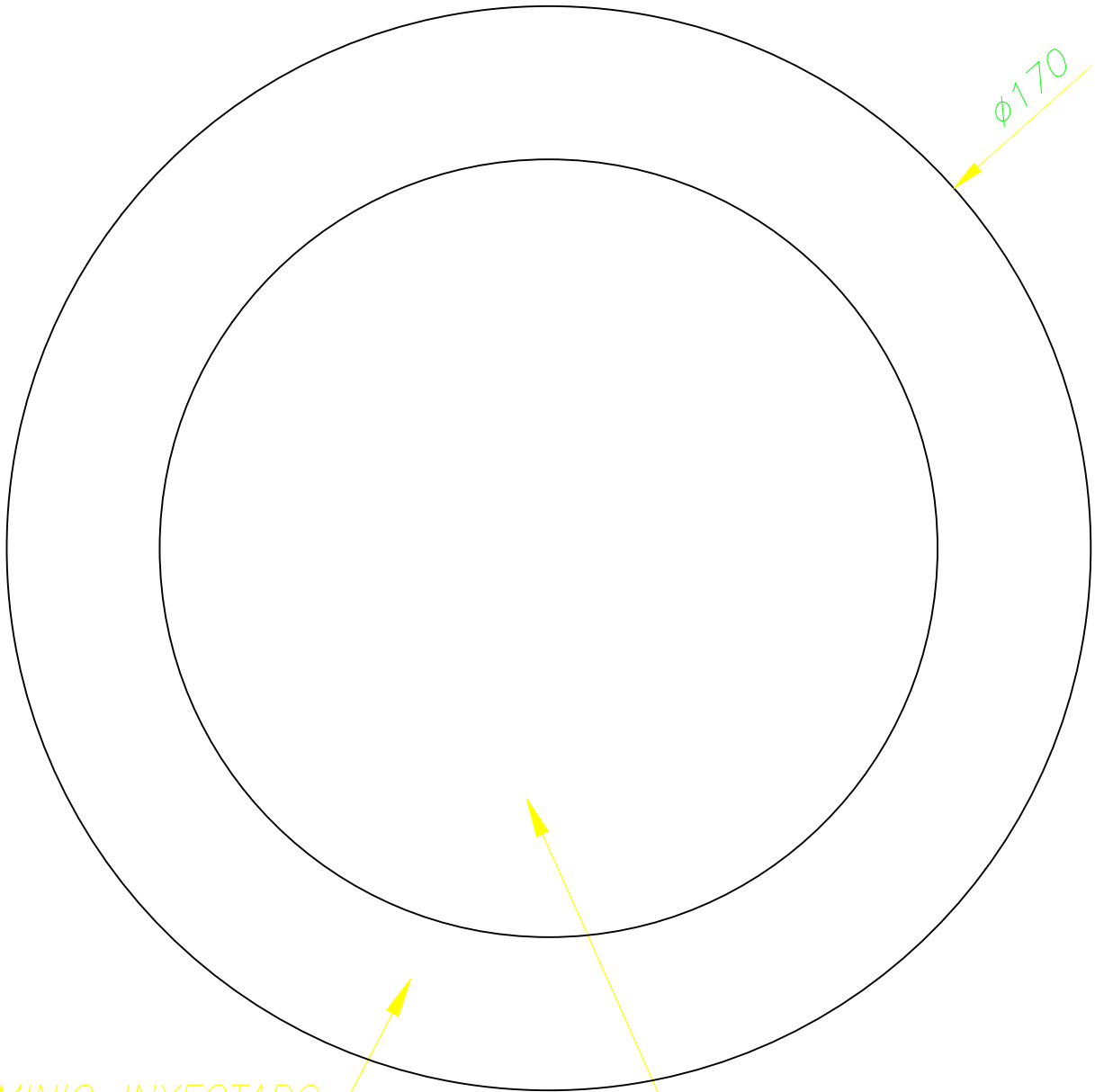
Flujo Luminaria	961 lm	Potencia Luminaria	10.0 W	Eficacia	96.140 lm/W	Eficiencia	100.00%
Flujo Fuente	961 lm	Valor Máximo	345.81 cd/klm	Posición	C=0.00 G=0.00	CG	Bisimétrico

US ROAD STANDARDS



Luminaire Classification System (LCS)			
LCS Zone		Lumens	%Lamp
FL	0° -- 30°	129.4 lm	13.5 %
FM	30° -- 60°	247.5 lm	25.7 %
FH	60° -- 80°	94.3 lm	9.8 %
FVH	80° -- 90°	9.6 lm	1.0 %
BL	0° -- 30°	129.4 lm	13.5 %
BM	30° -- 60°	247.5 lm	25.7 %
BH	60° -- 80°	94.3 lm	9.8 %
BVH	80° -- 90°	9.6 lm	1.0 %
UL	90° -- 100°	0.0 lm	0.0 %
UH	100° -- 180°	0.0 lm	0.0 %
TOTALS		961.4 lm	100.0 %

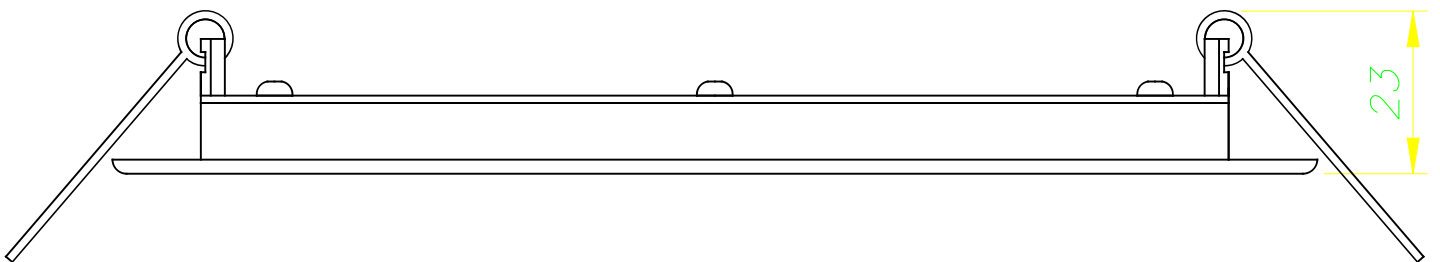
BUG B1 U0 G0 Type V Very Short Quadrilateral Symmetry



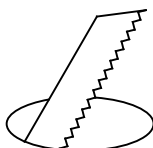
$\phi 170$

ALUMINIO INYECTADO
INJECTED ALUMINIUM

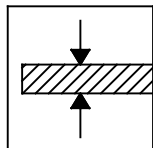
ACRÍLICO
OPAL



23

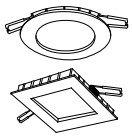


$\phi 158$



0-12mm

Scale 1:1



Easy

FOR LIGHT

